

MEENAKSHI ENERGY LIMITED
CIN: U40101TG1996PLC054239
BALANCE SHEET AS AT MARCH 31,2026
(All amounts in Rs crores unless otherwise stated)

| Particulars | Notes | As at March 31, 2026 | As at March 31, 2025 |
|--|-------|-------------------------|-------------------------|
| ASSETS | | | |
| Non-Current Assets | | | |
| Property, Plant and Equipment (including Right of Use Assets) | 4A | 6,281.24 | 785.63 |
| Capital Work-In-Progress | 4B | 7.73 | 5,548.12 |
| Intangible Assets | 4C | 0.32 | 0.31 |
| Financial Assets | | | |
| Other Financial Assets | 5 | 8.36 | 15.06 |
| Deferred Tax Assets (net) | 6 | - | - |
| Other Non-Current Assets | 7 | 2.34 | 3.39 |
| Income-Tax Assets (net) | 8 | - | 2.26 |
| Total Non-Current Assets | | 6,299.99 | 6,354.77 |
| Current Assets | | | |
| Inventories | 9 | 130.03 | 62.33 |
| Financial Assets | | | |
| Investments | 10 | 0.00 | - |
| Trade Receivables | 11 | 53.62 | 2.09 |
| Cash and Cash Equivalents | 12 | 5.78 | 2.20 |
| Other Bank Balances | 13 | 25.64 | 4.11 |
| Other Financial Assets | 14 | 1.53 | 0.10 |
| Other Current Assets | 15 | 79.31 | 5.39 |
| Income-Tax Assets (net) | | 1.93 | - |
| Total Current Assets | | 297.84 | 76.22 |
| Total Assets | | 6,597.83 | 6,430.99 |
| EQUITY AND LIABILITIES | | | |
| Equity | | | |
| Equity Share Capital | 16 | 1.00 | 1.00 |
| Other Equity | 17 | 5,417.56 | 5,193.73 |
| Total Equity | | 5,418.56 | 5,194.73 |
| Liabilities | | | |
| Non-Current Liabilities | | | |
| Financial Liabilities | | | |
| Borrowings | 18 | 715.71 | 768.07 |
| Lease Liabilities | 19 | 1.73 | 1.69 |
| Other Financial Liabilities | 20 | - | 2.18 |
| Provisions | 21 | 1.60 | 0.69 |
| Deferred Tax Liabilities (net) | 22 | 45.29 | 68.21 |
| Total Non-Current Liabilities | | 764.33 | 840.84 |
| Current Liabilities | | | |
| Financial Liabilities | | | |
| Borrowings | 23 | 283.60 | 225.60 |
| Trade Payables | 24 | | |
| (a) Total outstanding dues of micro and small enterprises | | 0.67 | 0.27 |
| (b) Total outstanding dues of creditors other than micro and small enterprises | | 100.16 | 67.70 |
| Other Financial Liabilities | 25 | 27.20 | 99.89 |
| Other Current Liabilities | 26 | 3.22 | 1.95 |
| Provisions | 27 | 0.09 | 0.02 |
| Total Current Liabilities | | 414.94 | 395.43 |
| Total Equity And Liabilities | | 6,597.83 | 6,430.99 |

The accompanying notes are an integral part of the financial statements.

As per our report of even date

For **Haribhakti & Co. LLP**
Chartered Accountants
ICAI Firm Registration No. 103523W/ W100048

Deepak Kabra
Partner
Membership No.: 133472

Place: Mumbai
Date: 23rd of April, 2026



1-53

For and on behalf of the Board of Directors

Mr. Rajinder Singh Ahuja
Director
DIN :- 11047070

Mr. Biru Raphael
Director
DIN :- 11472840



Place: New Delhi
Date: 23rd of April, 2026

Place: Nellore
Date: 23rd of April, 2026

MEENAKSHI ENERGY LIMITED

STATEMENT OF CASH FLOWS FOR THE YEAR ENDED MARCH 31, 2026

(All amounts in Rs crores unless otherwise stated)

(Rs in crores)

| Particulars | Year ended March 31, 2026 | Year ended March 31, 2025 |
|---|------------------------------|------------------------------|
| Cash flows from operating activities | | |
| Loss before tax after exceptional items | (130.67) | (175.39) |
| ESOPs contribution paid | 2.97 | - |
| Adjustments for: | | |
| Depreciation and Amortisation Expense | 210.10 | 87.10 |
| Loss on write off of Property, Plant and Equipment and capital work-in-progress (net) | 2.72 | 1.40 |
| Investment/ Interest Income | (1.59) | (0.39) |
| Finance Costs (net of capitalisation) | 95.63 | 30.73 |
| Operating profit before change in working capital | 179.16 | (56.55) |
| Changes in working capital | | |
| Decrease/ (increase) in Inventories | (67.70) | (31.83) |
| Decrease/ (increase) in Trade Receivables | (51.53) | (2.09) |
| Decrease/ (increase) in Other Financial Assets | 5.26 | - |
| Decrease/ (increase) in Other Assets | (73.59) | 4.53 |
| Increase/ (decrease) in Trade Payables | 32.87 | 65.01 |
| Increase/ (decrease) in Other Financial Liabilities | (74.87) | 68.41 |
| Increase/ (decrease) in Other Current Liabilities | 1.27 | 0.84 |
| Increase/ (decrease) in Provisions | 0.43 | 0.60 |
| Cash flows generated/(used) in operations | (48.70) | 48.92 |
| Net income tax paid (net of refund) | 0.33 | (0.11) |
| Net cash flows generated/(used) in operating activities (A) | (48.37) | 48.81 |
| Cash flows from investing activities | | |
| Payment made for purchase of Property, Plant and Equipment (including capital work-in-progress and capital advance) | (138.68) | (320.57) |
| Net Investment in Fixed Deposits and Security Deposits | (20.05) | (18.51) |
| Interest/ Investment Income received | 0.11 | 0.29 |
| Net cash (used in)/ generated investing activities (B) | (158.62) | (338.79) |
| Cash flows from financing activities | | |
| Proceeds received from Borrowings (Refer Note 46) | 183.00 | 292.50 |
| Proceeds received from Rupee term loan | 248.10 | - |
| Net Movement in WCDL | 23.00 | - |
| Repayment of borrowings | (225.60) | (1.00) |
| ESOPs contribution paid | (2.97) | - |
| Interest paid on lease liability | 0.04 | - |
| Interest paid (excluding on lease liability) | (15.00) | - |
| Net cash generated from financing activities (C) | 210.57 | 291.50 |
| Net increase in cash and cash equivalents (A+B+C) | 3.58 | 1.52 |
| Cash and cash equivalents at the beginning of the year | 2.20 | 0.68 |
| Cash and cash equivalents at the end of the year | 5.78 | 2.20 |



(This space has been intentionally left blank)



MEENAKSHI ENERGY LIMITED
STATEMENT OF CASH FLOWS FOR THE YEAR ENDED MARCH 31, 2026

(All amounts in Rs crores unless otherwise stated)

(Rs in crores)

| Particulars | Year ended March 31, 2026 | Year ended March 31, 2025 |
|--|------------------------------|------------------------------|
| Components of cash and cash equivalents | | |
| In Current and CC accounts with scheduled banks | 5.78 | 2.20 |
| Cash in hand | - | - |
| Total cash and cash equivalents (refer note 12) | 5.78 | 2.20 |

Refer Note 46 (Reconciliation of Liabilities arising from Financing Activities)

Notes:

1. The above cash flow statement has been prepared under the "Indirect Method" as set out in the Indian Accounting Standard (Ind AS)-7 on statement of cash flows.


The accompanying notes are an integral part of the financial statements.


1-53


As per our report of even date

For and on behalf of the Board of Directors

For **Haribhakti & Co. LLP**
Chartered Accountants
ICAI Firm Registration No. 103523W/ W100048


Rajinder Singh Ahuja
Director
DIN :- 11047070


Mr. Binu Raphael
Director
DIN :- 11472840


Deepak Kabra
Partner
Membership No.: 133472



Place: Mumbai
Date: 23rd of April, 2026



Place: New Delhi
Date: 23rd of April, 2026

Place: Nellore
Date: 23rd of April, 2026

(This space has been intentionally left blank)

MEENAKSHI ENERGY LIMITED
STATEMENT OF CHANGES IN EQUITY

(All amounts in Rs crores unless otherwise stated)

A. Equity Share Capital

| Particulars | Number of shares | Amount |
|---|------------------|-------------|
| Balance as at April 01, 2024 (equity shares of ₹ 10/- each) | 10,00,000 | 1.00 |
| Add: Changes in Equity Share Capital during the year | - | - |
| Balance as at March 31, 2025 (equity shares of ₹ 10/- each) | 10,00,000 | 1.00 |
| Add: Equity Share Capital issued during the year (equity shares of ₹ 10/- each) | - | - |
| Balance as at March 31, 2026 (equity shares of ₹ 10/- each) | 10,00,000 | 1.00 |

B. Other Equity

(Rs in crores)

| Particulars | Equity component of optionally convertible debentures | Reserves and surplus | | | Other comprehensive income | Total |
|---|---|----------------------|-----------------|-------------------|---|-----------------|
| | | Securities premium | Capital reserve | Retained earnings | Remeasurements of defined benefit plans | |
| Balance as at April 1, 2024 | - | - | - | 4,757.76 | (0.41) | 4,757.35 |
| Loss for the year | - | - | - | (152.13) | - | (152.13) |
| Other comprehensive income for the year | - | - | - | - | (1.68) | (1.68) |
| Addition during the year (refer note 17) | 590.18 | - | - | - | - | 590.18 |
| Balance as at March 31, 2025 | 590.18 | - | - | 4,605.63 | (2.09) | 5,193.73 |
| Balance as at April 01, 2025 | 590.18 | - | - | 4,605.63 | (2.09) | 5,193.72 |
| Loss for the year | - | - | - | (107.75) | - | (107.75) |
| Other comprehensive income for the year | - | - | - | - | (0.55) | (0.55) |
| Additions (refer note 17) | 335.11 | - | - | - | - | 335.11 |
| Less: Share based payment reserve (Refer note 48) | - | - | - | (2.97) | - | (2.97) |
| Balance as at March 31, 2026 | 925.29 | - | - | 4,494.91 | (2.64) | 5,417.56 |

The accompanying notes are an integral part of the financial statements.

1-53

As per our report of even date

For and on behalf of the Board of Directors

For **Haribhakti & Co. LLP**
Chartered Accountants
ICAI Firm Registration No. 103523W/ W100048

Mr. Rajinder Singh Ahuja
Director
DIN :- 11047070

Mr. Binu Raphael
Director
DIN :- 11472840

Deepak Kabra
Partner
Membership No.: 133472

Place: Mumbai
Date: 23rd of April, 2026



Place: New Delhi
Date: 23rd of April, 2026

Place: Nellore
Date: 23rd of April, 2026

MEENAKSHI ENERGY LIMITED

Notes forming part of the financial statements as at and for the year ended March 31, 2026

1 Corporate Information

- a. Meenakshi Energy Limited (CIN:U40101TG1996PLC054239) is wholly owned subsidiary of Vedanta Limited with effect from December 27th, 2023 pursuant to approved Resolution plan by NCLT Hyderabad Bench. The registered office of the Company is located at Flat no.102, Maruthi Nivas, Green Fields Ameenpur, Medak, Ramachnadrapuram, Hyderabad, Telangana-502032. An application for change of the registered office was filed with the Registrar of Companies to shift the registered office to the 1st Floor, C wing Unit 103, Corporate Avenue Atul Projects, Chakala, Andheri (East), Mumbai, Maharashtra, Pin 400093. However, as approval from the Registrar has not been received, the registered office address continues to remain unchanged.
- b. The Company is engaged in the business of Power generation. The Company's Power Plant is implemented in 2 phases at Thamminapatnam, Sri Potti Sreeramulu, Tirupati District, Andhra Pradesh. Phase I with a capacity of 300 MW has 2 Units, of which Unit 1 with a capacity of 150 MW commenced commercial operations with effect from October 06, 2012, while Unit 2 with a capacity of 150 MW commenced commercial operations with effect from April 30, 2013. Phase II with a capacity of 700 MW has 2 Units, of which Unit 3 with a capacity of 350 MW commenced commercial operations with effect from July 11, 2025, while Unit 4 with a capacity of 350 MW commenced commercial operations with effect from August 26, 2025.

2 Statement of Compliance

These financial statements have been prepared in accordance with Indian Accounting Standards ('Ind AS') specified under Section 133 of the Companies Act, 2013 ('the Act'), Regulations issued from time to time by "Central Electricity Regulatory Commission" (CERC) under the Electricity Act, 2003 (Tariff Regulations) (to the extent applicable) and in accordance with the relevant provisions of the Companies Act, 2013.

Accounting policies have been consistently applied except where a newly issued accounting standard is initially adopted or revision to an existing accounting standard requires a change in the accounting policy hitherto in use.

3 Material accounting policies and critical accounting estimate and judgements

3.1 Basis of preparation, measurement and material accounting policies

a) Basis of preparation

The financial Statements have been prepared on a going concern basis using historical cost convention on accrual basis, except for certain financial instruments that are measured in terms of relevant Ind AS at fair values/amortised cost at the end of each reporting period. Historical cost convention is generally based on fair value of the consideration received or given in exchange for goods and services.

The Company has identified 12 months as its operating cycle. All Assets and Liabilities have been classified as current or non-current as per the operating cycle and other criteria set out in Ind AS-1 "Presentation of Financial Statements" and Schedule III to the Companies Act, 2013.

The Financial Statements are presented in Indian Rupees and all values are rounded off to the nearest two decimal crores except unless otherwise stated.

These financial statements are approved for issue by the Board of Directors on April 23rd, 2026. The revision to these financial statements is permitted by the Board of Directors after obtaining necessary approvals or at the instance of regulatory authorities as per provisions of the Act.



MEENAKSHI ENERGY LIMITED

Notes forming part of the financial statements as at and for the year ended March 31, 2026

b) Foreign Currency Translation

Functional and presentation currency

The financial statements are presented in currency INR, which is also the functional currency of the Company.

Foreign currency transactions and balances

Transactions in foreign currencies are translated into the functional currency at the exchange rates prevailing on the date of the transactions. Foreign currency monetary assets and liabilities at the year-end are translated at the year-end exchange rates. Non-monetary items which are carried in terms of historical cost denominated in a foreign currency are reported using the exchange rate at the date of transaction. The loss or gain thereon and also on the exchange differences on settlement of the foreign currency transactions during the year are recognized as income or expense in the statement of profit and loss. Foreign exchange gain/loss to the extent considered as an adjustment to interest cost are considered as part of borrowing cost.

c) Revenue recognition

Revenue is measured at fair value of the consideration received/receivable taking into account contractually defined terms of payment and excluding taxes or duties collected on behalf of the Government.

The Company recognizes revenue when it transfers control over a product or service to customers in accordance with Ind AS 115 by applying the following steps:

Step -1- Identify the contract with a customer;

Step -2- Identify the performance obligations in the contract;

Step -3- Determine the transaction price;

Step -4- Allocate the transaction price to the performance obligations in the contract;

Step -5- Recognize the revenue when (or as) the Company satisfies a performance obligation.

Revenue from Supply of Power

Revenue from power supply is recognised on the basis of amounts billed to customers for the quantum of power supplied as per agreed schedule and rates per unit on accrual basis and includes unbilled revenues accrued up to the end of the accounting year. Rebates provided to customers for timely payment are accounted for as they accrue. Margins due to customers are accrued on the basis of the methodology set out in the agreements with customers. Differences between the scheduled power to be supplied and actual power supplied, referred to as unscheduled interchange (UI) Charges, have been netted off from sales.

Delayed payment charges and interest on delayed payments are recognised, on grounds of prudence, as and when recovered/confirmed by consumers. Compensation Charges receivable on account of lower than contracted demand is recognized when no significant uncertainty as to collectability exists.

Other operating income

Other operating income comprises of scrap and ash sales.

d) Other income

Interest income from debt instruments is recognised using the effective interest rate method. The effective interest rate is the rate that exactly discounts estimated future cash receipts throughout the expected life of the financial asset to the gross carrying amount of a financial asset. When calculating the effective interest rate, the Company estimates the expected cash flows by considering all the contractual terms of the financial instrument (for example, prepayment, extension, call and similar options) but does not consider the expected credit losses.



MEENAKSHI ENERGY LIMITED

Notes forming part of the financial statements as at and for the year ended March 31, 2026

e) Borrowing Costs

Borrowing cost comprises of interest and other costs incurred in connection with the borrowing of the funds. All borrowing costs are recognized in the Statement of Profit and Loss using the effective interest method except to the extent attributable to qualifying Property, Plant and Equipment (PPE) and Capital Work-in-Progress (CWIP) which are capitalized to the cost of the related assets. A qualifying PPE is an asset, that necessarily takes a substantial period of time to get ready for its intended use or sale. Borrowing cost also includes exchange differences to the extent considered as an adjustment to the borrowing costs. Where surplus funds are available out of money specifically to finance a qualifying capital project, the income generated from such short-term investments is deducted from the total capitalised borrowing cost. Where the funds used to finance a project form part of general borrowings, the amount capitalised is calculated using a weighted average of rates applicable to relevant general borrowings of the Company during the year.

f) Property, Plant and Equipment (PPE)

- (i) Freehold land is carried at historical cost. All other items of PPE are stated at their cost of acquisition or construction and is net of accumulated depreciation and impairment losses, if any. The cost comprises purchase price, borrowing cost if capitalization criteria are met and directly attributable cost of bringing the asset to its working condition for the intended use. When significant parts of plant and equipment are required to be replaced at intervals, the Company depreciates them separately based on their specific useful lives. All other repair and maintenance costs are recognised in Statement of Profit and Loss as incurred.
- (ii) An item of PPE is de-recognised upon disposal or when no future economic benefits are expected to arise from its use or disposal. Gain or loss arising on the disposal or retirement of an item of PPE is determined as the difference between the sale proceeds and the carrying amount of the asset and is recognised in the Statement of Profit and Loss.
- (iii) Major spare parts, stand-by equipments and servicing equipment qualify as PPE when an entity expects to use them during more than one period. Machinery spares used with fixed assets and expected to last over a year are capitalised with the main equipment, whether purchased initially or later, and regardless of whether they have actually been put to use or not. Spare parts bought initially are capitalised from the main equipment's capitalisation date, whereas spare parts bought later are capitalised and amortised over the remaining useful life of the main equipment.

g) Capital Work-In-Progress

All project related expenses viz. civil works, machinery under erection, construction and erection materials, pre-operative expenditure net of revenue incidental / attributable to the construction of project, borrowing cost incurred prior to the date of commercial operations are shown under Capital Work -In-Progress (CWIP). Expenses directly attributable to the PPE have been capitalised, while other pre-operative indirect expenses have been allocated proportionately based on the respective direct expenditure of each PPE upon project completion. CWIP is carried at cost less accumulated impairment losses, if any. Upon completion of construction and when the asset is ready for its intended use, the related expenditure is transferred from Capital Work-in-Progress to the appropriate category of Property, Plant and Equipment.



A handwritten signature in blue ink, consisting of stylized initials.

A handwritten signature in blue ink, consisting of stylized initials.



MEENAKSHI ENERGY LIMITED**Notes forming part of the financial statements as at and for the year ended March 31, 2026****h) Depreciation**

In respect of Phase I, depreciation on property plant and equipment commences when the assets are ready for their intended use. Depreciation on PPE is provided on Straight Line Method (SLM) considering the rates and methodology provided in Appendix III of CERC (Terms and conditions of Tariff) Regulations, 2009 on pro-rata basis with reference to the date of addition/ disposal. The useful life of assets considered for depreciation as above are as follows:

| Category | Rate |
|------------------------|--------|
| Building | 3.34% |
| Plant and Equipment | 5.28% |
| Furniture and Fixtures | 6.33% |
| Vehicles | 5.28% |
| Office Equipment | 6.33% |
| Computers | 15.00% |

The useful lives and method of depreciation are reviewed at each financial year end and adjusted prospectively, if appropriate.

In respect of Phase II, the Company has adopted the Straight Line Method (SLM) method of depreciation in accordance with the provisions of the Companies Act, 2013. The Company has considered an estimated useful life of upto 40 years for Phase II assets, based on management assessment and in line with the nature and expected usage of the assets.

Depreciation on Phase II assets has commenced from their respective Commercial Operation Dates, being the date on which the assets were available for use.

Depreciation is calculated over the depreciable amount, which is the cost of an asset less its residual value. Depreciation is provided at rates calculated to write off the cost, less estimated residual value, of each asset on a straight-line method over its expected useful life.

The estimated useful lives of assets are as follows:

| | |
|---------------------------------------|------------|
| • Buildings | 3-25 years |
| • Roads | 5-10 years |
| • Plant and machinery | 5-40 years |
| • Furniture and fixtures | 5-10 years |
| • Vehicles | 5-8 years |
| • Office equipment | 5 years |
| • Computers and data processing units | 3-6 years |


i) Intangible Assets

Intangible assets are stated at cost comprising of purchase price inclusive of duties and taxes less accumulated amount of amortization and impairment losses, if any. Intangible Assets are amortised on SLM basis over the life of the asset subject to a maximum of 5 years. The estimated useful life of the intangible assets and the amortization period are reviewed at the end of each financial year and the amortization period is revised to reflect the changed pattern, if any.

j) Impairment of non-financial Assets

Tangible and Intangible assets are reviewed at each balance sheet date for impairment. In case events and circumstances indicate any impairment, recoverable amount of assets is determined. An impairment loss is recognized in the Statement of Profit and Loss, whenever the carrying amount of assets either belonging to Cash Generating Unit (CGU) or otherwise exceeds recoverable amount. It is determined for an individual asset, unless the asset does not generate cash inflows that are largely independent of those from the other assets or group of assets. When the carrying amount of an asset or CGU exceeds its recoverable amount, the asset is considered as impaired and it's written down to its recoverable amount. The recoverable amount is the higher of assets fair value less cost of disposal and its value in use. In assessing value in use, the estimated future cash flows from the use of the assets are discounted to their present value at appropriate rate.

Impairment losses recognized earlier may no longer exist or may have come down. Based on such assessment at each reporting period, the impairment loss is reversed and recognized in the Statement of Profit and Loss. In such cases the carrying amount of the asset is increased to the lower of its recoverable amount and the carrying amount that have been determined, net of depreciation, had no impairment loss been recognized for the asset in prior years.



k) Inventories

Inventories comprising fuel (coal), diesel and stores & spares, are valued at the lower of cost (on weighted average basis) and net realizable value after providing for obsolescence and other losses, where considered necessary. Cost includes all charges in bringing the inventories to their present location and condition, including customs duty and other levies, coal handling and transportation charges.

Net realisable value is determined based on estimated selling price in the ordinary course of business less the estimated costs of completion and the estimated costs necessary to make the sale.

l) Financial Assets and Financial Liabilities

Recognition and measurement

Financial assets and financial liabilities (together known as financial instruments) are recognized when Company becomes a party to the contractual provisions of the instruments. Financial assets and financial liabilities are initially measured at fair value. Transaction costs that are directly attributable to the acquisition or issue of financial assets and financial liabilities (other than financial assets and financial liabilities at fair value through profit or loss) are added to or deducted from the fair value of the financial assets or financial liabilities, as appropriate, on initial recognition. Transaction costs directly attributable to the acquisition of financial assets or financial liabilities at fair value through profit or loss are recognized immediately in the Statement of Profit and Loss.

Purchase or Sale of Financial Assets that require delivery of assets within a time frame established by regulation or convention in the market place (regular way trades) are recognised on the settlement date i.e. the date when money is credited to the bank account.

The financial instruments are classified to be measured at Amortized Cost, at Fair Value Through Profit and Loss (FVTPL) or at Fair Value Through Other Comprehensive Income (FVTOCI) and such classification depends on the objective and contractual terms to which they relate. Classification of financial instruments are determined on initial recognition.

(i) Financial Assets and Financial Liabilities measured at amortized cost

Financial Assets and Financial Liabilities within a business whose objective is to hold these assets in order to collect contractual cash flows and the contractual terms of the financial asset give rise on specified dates to cash flows that are solely payments of principal and interest on the principal amount outstanding are measured at amortized cost. The above Financial Assets and Financial Liabilities subsequent to initial recognition are measured at amortized cost using Effective Interest Rate (EIR) method.


The effective interest rate is the rate that exactly discounts estimated future cash payments or receipts (including all fees paid or received, transaction costs and other premiums or discounts) through the expected life of the Financial Asset or Financial Liability to the gross carrying amount of the financial asset or to the amortised cost of financial liability.

(ii) Financial Asset at Fair Value through Other Comprehensive Income (FVTOCI)

Financial assets are measured at fair value through other comprehensive income if these financial assets are held within a business whose objective is achieved by both collecting contractual cash flows and selling financial assets and the contractual terms of the financial asset give rise on specified dates to cash flows that are solely payments of principal and interest on the principal amount outstanding. Subsequent to initial recognition, they are measured at fair value and changes therein are recognised directly in other comprehensive income.

(iii) Financial Assets or Liabilities at Fair value through profit or loss (FVTPL)

Financial Instruments which do not meet the criteria of amortized cost or fair value through other comprehensive income are classified as Fair Value through Profit or loss. These are recognised at fair value and changes therein are recognized in the Statement of Profit and Loss.



MEENAKSHI ENERGY LIMITED

Notes forming part of the financial statements as at and for the year ended March 31, 2026

De-recognition of financial assets and financial liabilities

A financial asset is primarily de-recognised when the rights to receive cash flows from the asset have expired or the Company has transferred its rights to receive cash flows from the asset. On derecognition of a financial asset, the difference between the asset's carrying amount and the sum of the consideration received and receivable are recognized in Statement of Profit and Loss.

Financial liabilities are derecognized if the Company's obligations specified in the contract expire or are discharged or cancelled. The difference between the carrying amount of the financial liability derecognized and the consideration paid and payable is recognized in Statement of Profit and Loss except otherwise stated.

Impairment of Financial Assets and financial liabilities

A financial asset is assessed for impairment at each reporting date. A financial asset is considered to be impaired if objective evidence indicates that one or more events have a negative effect on the estimated future cash flows of that asset. The Company measures the loss allowance for a financial instrument at an amount equal to the lifetime expected credit losses if the credit risk on that financial instrument has increased significantly since initial recognition. If the credit risk on a financial instrument has not increased significantly since initial recognition, the Company measures the loss allowance for that financial instrument at an amount equal to 12-month expected credit losses.

However, for trade receivables that result in relation to revenue from contracts with customers, the Company measures the loss allowance at an amount equal to lifetime expected credit losses.

Offsetting of financial instruments

Financial assets and financial liabilities are offset and the net amount is reported in the balance sheet if there is a currently enforceable legal right to offset the recognised amounts and there is an intention to settle on a net basis, to realize the assets and settle the liabilities simultaneously.

(iv) 'Cash Flow Statement

Cash flows are reported using the indirect method, whereby profit/(loss) for the year before tax is adjusted for the effects of transactions of non-cash nature and any deferrals or accruals of past and future cash receipts of payments. The cash flows from operating, investing, and financing activities of the Company are segregated based on the available information.

Cash comprises cash at bank and in hand and demand deposits with banks. Cash equivalents are short- term balances (with an original maturity of three months or less from the date of acquisition), highly liquid investments that are readily convertible into known amounts of cash and which are subject to insignificant risk of changes in value.

(This space has been intentionally left blank)



A handwritten signature in blue ink, consisting of a stylized 'M' and 'E'.

MEENAKSHI ENERGY LIMITED

Notes forming part of the financial statements as at and for the year ended March 31, 2026

(v) Supplier finance arrangements

The Company has established supplier finance arrangements. The Company evaluates whether financial liabilities covered under such arrangements continue to be classified within trade payables, or whether they need to be classified as borrowings or as part of other financial liabilities/ as a separate line item on the face of the balance sheet. Such evaluation requires exercise of judgement based on specific terms of the arrangement.

The Company classifies financial liabilities covered under supplier finance arrangement within trade payables in the balance sheet only if (i) the obligation represents a liability to pay for goods and services, (ii) is invoiced and formally agreed with the supplier, (iii) is part of the working capital used in its normal operating cycle, (iv) the Company is not legally released from its original obligation to the supplier, and has not assumed a new obligation towards the bank, and (v) there is no substantial modification to the terms of the liability.

If one or more of the above criteria are met, the Company derecognises its original liability toward the supplier and recognises a new liability toward the bank which is classified as bank borrowing or other financial liability, depending on factors such as whether the Company (i) has obligation toward bank, (ii) is getting extended credit period such that obligation is no longer part of its working capital cycle, (iii) is paying interest directly or indirectly, (iv) has provided guarantee or security, and/or (v) is recognised as borrower in the bank books.

Cash flows related to liabilities arising from supplier finance arrangements that continue to be classified in trade payables in the standalone balance sheet are included in operating activities in the standalone statement of cash flows, when the Company finally settles the liability.

In cases, where the Company has derecognised its original liability toward the supplier and recognised a new liability toward the bank, the Company has assessed that the bank is acting as its agent in making payment to the supplier.

Accordingly, the Company presents operating cash outflows and financing cash inflows, when bank made payment to the supplier. The payment made by the Company to the bank toward interest, if any, as well as on settlement is presented as financing cash outflow

(vi) Equity Instruments

An equity instrument is any contract that evidences a residual interest in the assets of an entity after deducting all of its liabilities. Equity instruments issued by the Company are recognised at the proceeds received, net of direct issue costs.

Classification as Debt or Equity

Debt and equity instruments issued by the Company are classified as either financial liabilities or as equity in accordance with the substance of the contractual arrangements and the definitions of a financial liability and an equity instrument. Compound financial instruments are separated into liability and equity components based on the terms of the contract.

m) Share Based Payment

The Company does not have any outstanding share-based payments. Vedanta Limited ("Parent Company") offers certain share-based incentives under the Long-Term Incentive Plan ("LTIP") to employees and directors of the company and recovers the proportionate cost (calculated based on the grant date fair value of the options granted) from the company, which is charged to the statement of profit and loss. Subsidiaries to bear for incremental cost due to difference between market price and exercise price for the ESOPs granted to their employees and the same will be adjusted in 'Other equity' (refer note : 48)

n) Post-employment, long term and short term employee benefits

Defined contribution plans

Provident Fund

The Company's contribution to provident fund are considered as defined contribution plans and are charged as an expense/ included as part of Capital Work in Progress in Project Expenditure pending allocation to Property, Plant and Equipment based on the amount of contribution required to be made as and when services are rendered by the employees.



MEENAKSHI ENERGY LIMITED

Notes forming part of the financial statements as at and for the year ended March 31, 2026

Defined benefit plans

Gratuity (Funded)

Gratuity is a post-employment benefit and is in the nature of a defined benefit plan. The liability recognised in the financial statement in respect of gratuity is the present value of the defined benefit obligation at the reporting date less the fair value of plan assets, together with adjustments for actuarial gains or losses and past service costs. The defined benefit/obligation is calculated at or near the reporting date by an independent actuary using the projected unit credit method. Actuarial gains and losses arising from past experience and changes in actuarial assumptions are credited or charged to Other Comprehensive Income in the year in which such gains or losses are determined.

Past service costs are recognised in statement of profit or loss in the earlier of:

- The date of the planned amendment or curtailment, and
- The date that the Company recognises related restructuring costs

Net interest is calculated by applying the discount rate to the net defined benefit liability or asset. The Company recognises the following changes in the net defined benefit obligation as an expense in the Statement of Profit and Loss:

- Service costs comprising current service costs, past service costs, gains and losses on curtailments and non-routine settlements;
- Net interest expense or income

Other Long Term Employee Benefits

Compensated absences

Liability in respect of compensated absences becoming due or expected to be availed within one year from the balance sheet date is recognised on the basis of undiscounted value of estimated amount required to be paid or estimated value of benefit expected to be availed by the employees. Liability in respect of compensated absences becoming due or expected to be availed more than one year after the balance sheet date is estimated on the basis of an actuarial valuation performed by an independent actuary using the projected unit credit method. Actuarial gains and losses arising from past experience and changes in actuarial assumptions are charged to Statement of Profit and Loss in the year in which such gains or losses are determined.

Short Term Employee Benefits

Short Term Employee Benefits are recognised at the undiscounted amount as expense for the year in which the related service is provided.

o) Provisions, contingent assets and contingent liabilities

Provisions are recognized only when there is a present obligation, as a result of past events, and when a reliable estimate of the amount of obligation can be made at the reporting date. These estimates are reviewed at each reporting date and adjusted to reflect the current best estimate. Provisions are discounted to their present values, where the time value of money is material.

Contingent liability is disclosed for possible obligations which will be confirmed only by future events not wholly within the control of the Company or Present obligations arising from past events where it is not probable that an outflow of resources will be required to settle the obligation or a reliable estimate of the amount of the obligation cannot be made.

Contingent assets are neither recognized nor disclosed. However, when realization of income is virtually certain, related asset is recognized.



p) Right of Use Asset and Lease Liability

A contract is, or contains, a lease if the contract conveys the right to control the use of an identified asset for a period of time in exchange for consideration. At the inception of the contract, Company assess whether a contract is, or contains, a lease. To assess whether a contract conveys the right to control the use of an identified asset, the Company assesses whether: (i) the contract involves the use of an identified asset (ii) Company has substantially all of the economic benefits from the use of the asset through the period of the lease and (iii) Company has the right to direct the use of the asset.

At the date of commencement of the lease, Company recognizes a right-of-use asset ("ROU") and a corresponding lease liability for all lease arrangements in which it is a lessee, except for leases with a term of twelve months or less (short-term leases) and low-value leases. For these short-term or low-value leases, the Company recognizes the lease payments as an operating expense on a straight-line basis over the term of the lease. The right-of-use assets are initially recognized at cost, which comprises the initial amount of the lease liability adjusted for any lease payments made at or before the commencement date of the lease plus any initial direct cost less any lease incentives. They are subsequently measured at cost less accumulated depreciation and impairment losses.

The lease liability is initially measured at amortized cost at the present value of the future lease payments. The lease payments are discounted using the interest rate implicit in the lease or, if not readily determinable, using the incremental borrowing rates. The ROU assets are depreciated as per SLM method on the basis of the tenure of the lease.

q) Earnings per share

The Company presents basic and diluted earnings per share ("EPS") data for its equity shares. Basic EPS is calculated by dividing the profit or loss attributable to equity shareholders of the Company by the weighted average number of equity shares outstanding during the period. Diluted EPS is determined by adjusting the profit or loss attributable to equity shareholders and the weighted average number of equity shares outstanding for the effects of all dilutive potential equity shares.

r) Income Taxes


Income tax expense representing the sum of current tax expenses and the net charge of the deferred taxes is recognized in Statement of Profit and Loss except to the extent that it relates to items recognized directly in equity or other comprehensive income.

Current income tax is provided on the taxable income and recognized at the amount expected to be paid to or recovered from the tax authorities, using the tax rates and tax laws that have been enacted or substantively enacted by the end of the reporting period. Taxable income differs from 'profit before tax' as reported in the Statement of Profit and Loss because of items of income or expense taxable on the basis different than that considered for recognition in the accounts and also due to the items that are taxable or deductible in other years and items that are never taxable or deductible.

Deferred tax is recognized on temporary differences between the carrying amounts of assets and liabilities in the financial statements and the corresponding tax bases used in the computation of taxable profit. Deferred tax liabilities are generally recognized for all taxable temporary differences. Deferred tax assets are generally recognized for all deductible temporary differences to the extent that it is probable that taxable profits will be available against which those deductible temporary differences can be utilised.

Deferred tax liabilities and assets are measured at the tax rates that are expected to apply in the period in which the liability is settled or the asset realised, based on tax rates (and tax laws) that have been enacted or substantively enacted by the end of the reporting period. The carrying amount of deferred tax assets is reviewed at the end of each reporting period and reduced to the extent that it is no longer probable that sufficient taxable profits will be available to allow all or part of the deferred tax asset to be utilised.

Deferred tax assets include Minimum Alternative Tax (MAT) paid in accordance with the tax laws in India, which is likely to give future economic benefits in the form of availability of set off against future income tax liability. Accordingly, MAT is recognized as deferred tax asset in the balance sheet when the asset can be measured reliably and it is probable that the future economic benefit associated with asset will be realised.



MEENAKSHI ENERGY LIMITED

Notes forming part of the financial statements as at and for the year ended March 31, 2026

s) Exceptional items

Exceptional items are those items that management considers, by virtue of their size or incidence (including but not limited to impairment charges), should be disclosed separately to ensure that the financial information allows an understanding of the underlying performance of the business in the year, so as to facilitate comparison with prior periods. Also tax charges related to exceptional items and certain one-time tax effects are considered exceptional. Such items are material by nature or amount to the year's result and require separate disclosure in accordance with Ind AS.

The determination as to which items should be disclosed separately requires a degree of judgement. The details of exceptional items are set out in note 35 of the financial statements.

t) Cash and Cash Equivalent

Cash and cash equivalents comprise cash at bank and on hand and short-term money market deposits which have a maturity of three months or less from the date of acquisition, that are readily convertible to known amounts of cash and which are subject to an insignificant risk of changes in value

3.2A Significant accounting estimate and judgements

The preparation of the financial statements requires management to take decisions and make estimates and assumptions that may impact the value of revenues, costs, assets and liabilities and the related disclosures concerning the items involved as well as contingent assets and liabilities at the balance sheet date. Estimates and judgements are continually evaluated and are based on historical experience and other factors, including expectations of future events that are believed to be reasonable under the circumstances.

The Company makes estimates and assumptions concerning the future. The estimates and assumptions that have a significant risk of causing a material adjustment to the carrying amounts of assets and liabilities within the next financial year are discussed below:

a) Income taxes

There are transactions and calculations for which the ultimate tax determination is uncertain and would get finalized on completion of assessment by tax authorities. Where the final tax outcome is different from the amounts that were initially recorded, such differences will impact the income tax and deferred tax provisions in the period in which such determination is made.

The Company is eligible to claim tax holiday on income generated from Phase-I power generation. However, significant management judgement is required to decide whether the company is going to claim the benefit of tax holiday or not. The deferred tax on temporary differences which are reversing after the tax holiday period have been estimated considering future projections. It is possible that this estimate may be different to the actual outcome within the next financial periods and could cause material adjustments to the deferred tax recognised in financial statements.

Deferred tax assets are recognised for unused tax losses to the extent that it is probable that taxable profit will be available against which the same can be utilised. Significant management judgement is required to determine the amount of deferred tax assets that can be recognised, based upon the likely timing and the level of future taxable profits together with future tax planning strategies.

b) Contingencies

Management judgement is required for estimating the possible out flow of resources, if any, in respect of contingencies/ claim/ litigations/ Right to Recompensate of lenders against the Company as it is not possible to predict the out come of pending matters with accuracy.



c) Impairment of Non- Financial Assets

The Company assesses at each reporting date whether there is an indication that an asset may be impaired. If an indication exists, or when the annual impairment testing of the asset is required, the Company estimates the asset's recoverable amount. An asset's recoverable amount is the higher of an asset's or Cash-generating-unit's (CGU's) fair value less costs of disposal and its value in use. It is determined for an individual asset, unless the asset does not generate cash inflows that are largely independent of those from the other assets or group of assets. When the carrying amount of an asset or CGU exceeds its recoverable amount, the asset is considered as impaired and it's written down to its recoverable amount. The Company estimates the value-in-use of the Cash generating unit (CGU) based on the future cash flows after considering current economic conditions and trends, estimated future operating results and growth rate and anticipated future economic and regulatory conditions. The estimated cash flows are developed using internal forecasts. The estimated future cash flows are discounted to their present value using a pre-tax discount rate that reflects the current market assessments of the time value of money and the risks specific to the asset/ CGU. (refer note : 4A)

d) Defined Benefit Plans

The Company's obligation on account of gratuity is determined based on actuarial valuations. An actuarial valuation involves making various assumptions that may differ from actual developments in the future. These include the determination of the discount rate, future salary increases and mortality rates. Due to the complexities involved in the valuation and its long-term nature, a defined benefit obligation is highly sensitive to changes in these assumptions. All assumptions are reviewed at each reporting date. The parameter most subject to change is the discount rate. In determining the appropriate discount rate, the management considers the interest rates of government bonds in currencies consistent with the currencies of the post-employment benefit obligation. The mortality rate is based on publicly available mortality tables. Those mortality tables tend to change only at interval in response to demographic changes. Future salary increases and gratuity increases are based on expected future inflation rates. Further details about gratuity obligations are given in Note 38 to the financial statements.

e) Useful life of Propert, Plant and Equipment

Useful life of depreciable/ amortisable assets (tangible and intangible) – Management reviews its estimate of the useful lives and consumption pattern of depreciable/ amortisable assets at each reporting date, based on the expected utility of the assets. The reassessment may lead to a change in depreciation and amortisation charge.



(This space has been intentionally left blank)

MEENAKSHI ENERGY LIMITED

Notes forming part of the financial statements as at and for the year ended March 31, 2026

3.2B Recent Pronouncements

The Ministry of Corporate Affairs ("MCA") notifies new standards or amendments to the existing standards under Companies (Indian Accounting Standards) Rules as issued from time to time.

In May 2025, MCA notified amendments to Ind AS 21 - The Effects of Changes in Foreign Exchange Rates, applicable w.e.f. April 1, 2025. The Company has reviewed the amendment and based on its evaluation has determined that it does not have any significant impact on its financial statements.

In August 2025, MCA notified the following amendments to:

- i) Ind AS 1 - Presentation of Financial Statements, applicable w.e.f. April 1, 2025 - The amendment relates to classification of liabilities as current or non-current and clarifies that covenants that affect the classification of a liability as current or non-current must exist at the reporting date and have substance. The amendment also introduces guidance on classification of liabilities with covenants. The Company has no impact of these amendments in its classification criteria of current and non-current liabilities.

- ii) Ind AS 7- Statement of Cash Flows and Ind AS 107 - Financial Instruments: Disclosures, applicable w.e.f. April 1, 2025 - The amendment in Ind AS 7 requires an entity to disclose information about supplier finance arrangements and explain the nature of the arrangements, the carrying amount of liabilities and the range of payment due dates. Ind AS 107 has been amended to add supplier finance arrangements as a factor that may cause concentration of liquidity risk. The Company has reviewed the amendment and based on its evaluation has determined that it does not have any significant impact in its financial statements.

- iii) Ind AS 12 - International Tax Reform - Pillar Two Model Rules, applicable immediately - The amendments provide a temporary mandatory relief from deferred tax accounting for top-up tax and disclose that they have applied the relief. The Company has reviewed the amendment and based on its evaluation has determined that it does not have any significant



(This space has been intentionally left blank)

MEENAKSHI ENERGY LIMITED

Notes forming part of the financial statements as at and for the year ended March 31, 2026

(All amounts in Rs crores unless otherwise stated)

4A. Property, Plant and Equipment (including ROU Assets)

| Particulars | Freehold Land* | Buildings | Plant and equipments | Office Equipments | Furnitures and fixtures | Computer | Motor vehicles | ROU Leasehold land** | Total |
|---------------------------------|----------------|-----------------|----------------------|-------------------|-------------------------|-------------|----------------|----------------------|-----------------|
| Gross block | | | | | | | | | |
| As at April 01, 2024 | 54.43 | 149.86 | 1,192.65 | 4.32 | 5.49 | 6.01 | 1.14 | 1.86 | 1,415.76 |
| Additions | - | - | 162.41 | 0.06 | - | 0.03 | - | - | 162.50 |
| Disposals/adjustment | - | - | (3.41) | (0.43) | - | (5.44) | - | - | (9.28) |
| As at March 31, 2025 | 54.43 | 149.86 | 1,351.65 | 3.95 | 5.49 | 0.60 | 1.14 | 1.86 | 1,568.98 |
| Additions | - | 1,036.32 | 4,670.49 | 0.45 | 0.40 | 0.60 | - | - | 5,708.26 |
| Disposals/adjustment | - | - | (2.75) | - | - | (0.01) | - | - | (2.76) |
| As at March 31, 2026 | 54.43 | 1,186.18 | 6,019.39 | 4.40 | 5.89 | 1.19 | 1.14 | 1.86 | 7,274.48 |
| Accumulated depreciation | | | | | | | | | |
| As at April 01, 2024 | - | 48.41 | 643.72 | 2.41 | 3.23 | 5.45 | 0.45 | 0.54 | 704.21 |
| Depreciation for the year | - | 5.41 | 80.78 | 0.28 | 0.35 | 0.09 | 0.06 | 0.06 | 87.03 |
| Disposals/adjustment | - | - | (2.18) | (0.27) | - | (5.43) | - | - | (7.88) |
| As at March 31, 2025 | - | 53.82 | 722.32 | 2.42 | 3.58 | 0.11 | 0.51 | 0.60 | 783.36 |
| Depreciation for the year | - | 29.90 | 179.08 | 0.32 | 0.35 | 0.15 | 0.06 | 0.06 | 209.92 |
| Disposals/adjustment | - | - | (0.03) | - | - | (0.01) | - | - | (0.04) |
| As at March 31, 2026 | - | 83.72 | 901.37 | 2.74 | 3.93 | 0.25 | 0.57 | 0.66 | 993.24 |
| Net Carrying value | | | | | | | | | |
| As at March 31, 2025 | 54.43 | 96.04 | 629.33 | 1.53 | 1.91 | 0.49 | 0.63 | 1.26 | 785.63 |
| As at March 31, 2026 | 54.43 | 1,102.46 | 5,118.02 | 1.66 | 1.96 | 0.94 | 0.57 | 1.20 | 6,281.24 |

a) i) Property, plant and equipment has been given as security as on March 31, 2023 for Zero Coupon Non Convertible debentures (refer note 18).

ii) Certain plant and equipment has been given as a pari passu security as a term loan borrowings (refer note 18)

b) *Land includes the land for which NCLT vide order dated September 15, 2022 directed RP/ the company to handover the possession of the land measuring to an extent 40.23 acres situated in various Survey Numbers in compliance to the High Court Order dated November 18, 2013 (refer note 50)

c) **For disclosure relating to ROU leasehold land (refer note 40).

d) In accordance with Ind AS 36 – Impairment of Assets, the Company has assessed the recoverable amounts of its Thermal Power Plants, identified as Cash Generating Units (CGUs), as at March 31, 2026, based on their Value in Use. The cash flow projections used in this assessment are based on management's estimates and assumptions relating to tariff, operational performance, availability of domestic coal under fuel supply agreements or coal linkages, life extension plans, fuel prices, exchange rate variations, inflation, terminal value, and other relevant factors. Based on this evaluation, management has concluded that the recoverable amounts of the CGUs are higher than their respective carrying amounts.

e) Property, Plant and Equipment includes Net block of Rs. 651.73 Crores (Previous year Rs 785.63 Crores) which is depreciated on the basis of CERC guidelines and rest is depreciated as per the schedule II of the Companies Act, 2013 on Straight Line Method (SLM method).



Handwritten signature/initials.

Handwritten signature/initials.

MEENAKSHI ENERGY LIMITED

Notes forming part of the financial statements as at and for the year ended March 31, 2026

*(All amounts in Rs crores unless otherwise stated)***4B. Capital Work-In-Progress**


| Particulars | Capital work-in-progress |
|-----------------------------|--------------------------|
| As at April 01, 2024 | 5,278.61 |
| Additions | 424.07 |
| Transfer to PPE | (154.57) |
| As at March 31, 2025 | 5,548.12 |
| Additions | 163.70 |
| Transfer to PPE | (5,704.09) |
| As at March 31,2026 | 7.73 |

A.1 Capital work-in-process ageing schedule for the year ended March 31, 2026

| Particulars | Amount in CWIP for a period of | | | | Total |
|------------------------------|--------------------------------|-----------|-----------|-------------------|-------------|
| | Less than 1 year | 1-2 years | 2-3 years | More than 3 years | |
| Projects in progress: | | | | | |
| Phase I | 2.06 | - | - | - | 2.06 |
| Phase II | 5.67 | - | - | - | 5.67 |
| Total | 7.73 | - | - | - | 7.73 |

A.2 Capital work-in-process ageing schedule for the year ended March 31, 2025

| Particulars | Amount in CWIP for a period of | | | | Total |
|------------------------------|--------------------------------|--------------|-----------|-------------------|-----------------|
| | Less than 1 year | 1-2 years | 2-3 years | More than 3 years | |
| Projects in progress: | | | | | |
| Phase I | 0.04 | - | - | - | 0.04 |
| Phase II | 312.69 | 28.79 | - | 5,206.60 | 5,548.08 |
| Total | 312.73 | 28.79 | - | 5,206.60 | 5,548.12 |



MEENAKSHI ENERGY LIMITED

Notes forming part of the financial statements as at and for the year ended March 31, 2026

(All amounts in Rs crores unless otherwise stated)

5 Non current financial assets - Others at amortised cost

| Particulars | As at | As at |
|------------------------------------|----------------|----------------|
| | March 31, 2026 | March 31, 2025 |
| Unsecured, considered good | | |
| Security deposits with | | |
| government semi-government | - | - |
| others | 0.31 | 0.31 |
| Bank Deposits* | 8.04 | 14.51 |
| Interest accrued on Fixed Deposits | 0.00 | 0.24 |
| | 8.36 | 15.06 |

*includes fixed deposits of Rs 8.02 Crores (previous year Rs 14.51 Crores) given for bank guarantees and remaining Rs. 0.02 Crores (previous year Nil) has given on lien.

6 Deferred Tax Assets

| Particulars | As at | As at |
|---------------------|----------------|----------------|
| | March 31, 2026 | March 31, 2025 |
| Deferred Tax Assets | - | - |
| | - | - |

Note:

a) The Company has started the generation of power in financial year 2012-13 and qualified for deduction of an amount equal to hundred percent of the profits and gains derived from such business for ten consecutive assessment years under section 80-IA(4)(iv) of the Income Tax Act, 1961. The Company can avail the option of deduction for any ten consecutive assessment years out of fifteen years beginning from the year in which the Company has started the generation of power. The Company has claimed the first deduction in assessment year 2017-18 and can continue to claim the same for ten consecutive assessment years, until assessment year 2026-27. [Refer Note 3.2 (a)]

b) The reconciliation of tax expense and the accounting profit multiplied by tax rate

| Particulars | Year ended | Year ended |
|--|----------------|----------------|
| | March 31, 2026 | March 31, 2025 |
| Loss before tax | (130.67) # | (175.39) |
| Tax at the Indian tax rate of 26.00% | (33.97) | (45.60) |
| Add/(Less): Tax effect on account of: | | |
| Amounts inadmissible under Income Tax Act, 1961: | | |
| Depreciation and amortisation debited to profit and loss account | 54.63 | 22.65 |
| Other Disallowances | - | 0.02 |
| Amounts admissible under Income Tax Act, 1961 | | |
| Depreciation allowable under section 32(1)(ii) and 32(1)(iia) | (119.46) | (8.04) |
| Losses on which no DTA created | 82.47 | 27.27 |
| Others | (6.58) | (19.55) |
| Income tax expense / (credit) | (22.92) | (23.26) |

c) Deferred tax Assets/ Liabilities

The deferred tax liability represents the temporary differences between the carrying amount of our Zero Coupon NCDs in the balance sheet and its tax base.

| Particulars | As at | As at |
|--|----------------|----------------|
| | March 31, 2026 | March 31, 2025 |
| Opening Balance of DTL | 68.21 | 91.47 |
| DTL created during the year | - | - |
| Credited to statement of Profit and loss | (22.92) | (23.26) |
| DTL income capitalized | - | - |
| Credited to Other comprehensive income (OCI) | - | - |
| Closing balance of DTL (net) | 45.29 | 68.21 |

d) Deferred tax assets aggregating to Rs 386.28 Crores as on March 31, 2026 (March 31, 2025 Rs 466.79 Crores) pertains to unabsorbed depreciation, business losses and deferred tax liability of Rs 199.89 Crores (March 31, 2025 Rs 128.56 Crores) pertains to temporary differences between books and tax base of Property, Plant and Equipment and lease liabilities. Accordingly, on prudence basis net deferred tax asset has not been recognised in the Financial Statement.

7 Other Non-Current Assets

| Particulars | As at | As at |
|------------------|----------------|----------------|
| | March 31, 2026 | March 31, 2025 |
| Capital advances | 2.05 | 2.78 |
| Prepaid expenses | 0.28 | 0.61 |
| | 2.34 | 3.39 |

8 Non-Current Income Tax Assets (net)

| Particulars | As at | As at |
|--------------------------------|----------------|----------------|
| | March 31, 2026 | March 31, 2025 |
| Advance tax and TDS receivable | - | 2.26 |
| | - | 2.26 |



[Handwritten signature]

[Handwritten signature]

MEENAKSHI ENERGY LIMITED

Notes forming part of the financial statements as at and for the year ended March 31, 2026

(All amounts in Rs crores unless otherwise stated)

9 Inventories (at lower of cost and net realisable value)

| Particulars | As at March 31, 2026 | As at March 31, 2025 |
|--------------------|-------------------------|-------------------------|
| Fuel Stock: | | |
| Fuel** | 29.59 | 20.18 |
| Goods-in transit** | 47.57 | 18.11 |
| Diesel | 6.45 | 1.14 |
| Stores and spares* | 46.42 | 22.90 |
| | 130.03 | 62.33 |

*Stores and spares of Rs NIL (previous year Rs 0.07 Crores) has been held with third parties.

**All the inventory have been hypothecated against WCDL loan and Term loan (refer note : 23 & 18)

10 Investments

| Particulars | As at March 31, 2026 | As at March 31, 2025 |
|-------------|-------------------------|-------------------------|
| Investments | 0.00 | - |
| | 0.00 | - |

11 Trade Receivables*

| Particulars | As at March 31, 2026 | # | As at March 31, 2025 |
|-------------------------------------|-------------------------|---|-------------------------|
| Unsecured, considered good | 53.62 | | 2.09 |
| Unsecured, credit impaired | - | | - |
| | 53.62 | | 2.09 |
| Less: Allowance for credit impaired | - | | - |
| | 53.62 | | 2.09 |

*All the trade receivables have been hypothecated against WCDL loan and Term loan. (Refer Note 18 & 23)

There are no debts due by directors or other officers of the company or any of them either severally or jointly with any other person or debts due by firms or private companies respectively in which any director is a partner or a director or a member.

Trade Receivable ageing schedule as on March 31, 2026

| Particulars | Unbilled | Not due | Outstanding for following periods from due date of payment | | | | | Total |
|-----------------------------|----------|---------|--|-----------------|-----------|-----------|-------------------|-------|
| | | | Less than 6 months | 6 months-1 year | 1-2 years | 2-3 years | More than 3 years | |
| Undisputed, considered good | - | 53.61 | 0.01 | - | - | - | - | 53.62 |

Trade Receivable ageing schedule as on March 31, 2025

| Particulars | Unbilled | Not due | Outstanding for following periods from due date of payment | | | | | Total |
|-----------------------------|----------|---------|--|-----------------|-----------|-----------|-------------------|-------|
| | | | Less than 6 months | 6 months-1 year | 1-2 years | 2-3 years | More than 3 years | |
| Undisputed, considered good | - | 2.09 | - | - | - | - | - | 2.09 |

12 Cash and Cash Equivalents

| Particulars | As at March 31, 2026 | # | As at March 31, 2025 |
|--|-------------------------|---|-------------------------|
| In current accounts with scheduled banks | 5.27 | | 2.20 |
| In Cash Credit Account with the bank | 0.51 | | - |
| Cash in hand | - | | - |
| Bank deposits with original maturity of less than 3 months | - | | - |
| | 5.78 | | 2.20 |

13 Other bank balances

| Particulars | As at March 31, 2026 | As at March 31, 2025 |
|--|-------------------------|-------------------------|
| Fixed deposits with original maturity more than 3 months and remaining maturity less than 12 months* | 25.64 | 4.11 |
| | 25.64 | 4.11 |


*includes fixed deposits of Rs 17.1 Crores (previous year Rs 4.07 Crores) given for bank guarantees & Standby Letter of Credits and Rs. 8.54 Crores given as DSRA (Debt Service Reserve Account).

14 Current financial assets - Others at amortised cost

| Particulars | As at March 31, 2026 | As at March 31, 2025 |
|------------------------------------|-------------------------|-------------------------|
| Security deposits with others | 0.13 | - |
| Interest accrued on fixed deposits | 1.39 | 0.09 |
| Other Current Financial Assets | 0.01 | 0.01 |
| | 1.53 | 0.10 |

15 Other Current Assets

| Particulars | As at March 31, 2026 | As at March 31, 2025 |
|--|-------------------------|-------------------------|
| Advances other than capital advances | 76.29 | 3.29 |
| Prepaid expenses | 3.02 | 1.98 |
| Balance with gratuity fund (refer note 38) | - | 0.12 |
| | 79.31 | 5.39 |



MEENAKSHI ENERGY LIMITED

Notes forming part of the financial statements as at and for the year ended March 31, 2026

(All amounts in Rs crores unless otherwise stated)

16 Share Capital

| Particulars | As at | |
|---|-----------------|-----------------|
| | March 31, 2026 | March 31, 2025 |
| Authorised share capital | | |
| 5,000,000,000 (previous year 5,000,000,000) equity shares of ₹ 10 each | 5,000.00 | 5,000.00 |
| 200,000,000 (previous year 200,000,000) 0.01% cumulative convertible preference shares of ₹ 10 each | 200.00 | 200.00 |
| | 5,200.00 | 5,200.00 |
| Issued, Subscribed and Paid up Capital: 10,00,000 equity shares of ₹ 10 each | 1.00 | 1.00 |
| | 1.00 | 1.00 |

a) Reconciliation of the shares outstanding at the end of the year

| Particulars | As at | | As at | |
|--|------------------|-------------|------------------|-------------|
| | March 31, 2026 | | March 31, 2025 | |
| | Number of shares | Amount (₹) | Number of shares | Amount (₹) |
| Equity shares (Face value of Rs. 10 each) | | | | |
| Balance as at the beginning of the year | 10,00,000 | 1.00 | 10,00,000 | 1.00 |
| Issued during the year | - | - | - | - |
| Balance as at the end of the year | 10,00,000 | 1.00 | 10,00,000 | 1.00 |

b) Details of shareholders holding more than 5% shares in the Company

| Particulars | As at | | As at | |
|----------------------------|------------------|-----------|------------------|-----------|
| | March 31, 2026 | | March 31, 2025 | |
| | Number of shares | % holding | Number of shares | % holding |
| Name of shareholder | | | | |
| Vedanta Limited* | 10,00,000 | 100.00% | 10,00,000 | 100.00% |

*includes 6 shares held by the nominee shareholders

The above information is furnished as per the shareholder register as at the year end. (Refer note 51)

c) Details of shares held by holding company

| Particulars | As at | | As at | |
|----------------------------|------------------|-----------|------------------|-----------|
| | March 31, 2026 | | March 31, 2025 | |
| | Number of shares | % holding | Number of shares | % holding |
| Name of shareholder | | | | |
| Vedanta Limited* | 10,00,000 | 100.00% | 10,00,000 | 100.00% |

*includes 6 shares held by the nominee shareholders

The above information is furnished as per the shareholder register as at the year end. (Refer note 51)

d) Details of shares held by the promoters in the Company

| Particulars | As at | | As at | | % change during the year |
|--------------------------------------|------------------|-----------|------------------|-----------|--------------------------|
| | March 31, 2026 | | March 31, 2025 | | |
| | Number of shares | % holding | Number of shares | % holding | |
| Name of promoters shareholder | | | | | |
| Vedanta Limited* | 10,00,000 | 100.00% | 10,00,000 | 100.00% | 0.00% |

*includes 6 shares held by the nominee shareholders

The above information is furnished as per the shareholder register as at the year end. (Refer note 51)

e) Terms/rights/preferences/restrictions attached to equity shares

The Company has only one class of equity shares having par value of Rs 10 per share. Each holder of equity shares is entitled to receive dividend as declared from time to time and are entitled to one vote per share. In the event of liquidation, the equity shareholders are eligible to receive the remaining assets of the Company after distribution of all preferential amounts, in proportion of their shareholding. Their was no dividend proposed or declared during the year.

f) The Company has not issued any equity shares pursuant to any contract without payment being received in cash nor allotted as fully paid up by way of any bonus shares and there has not been any buy-back of shares during the period of five years immediately preceding the reporting periods including current year.

g) The Company has 1,55,541 unlisted, unsecured, optionally convertible debentures (OCDs). For terms and conditions (Refer note 17 and 17A).



MEENAKSHI ENERGY LIMITED

Notes forming part of the financial statements as at and for the year ended March 31, 2026

(All amounts in Rs crores unless otherwise stated)

17 Other Equity

| Particulars | As at March 31, 2026 | As at March 31, 2025 |
|---|-------------------------|-------------------------|
| Equity components of optionally convertible debentures | | |
| Balance at the beginning of the year | 590.18 | - |
| Addition during the year (refer note 16g, 17A and 18) | 335.11 | 590.18 |
| Balance as at the end of the year | 925.29 | 590.18 |
| Retained earnings | | |
| Balance at the beginning of the year | 4,605.63 | 4,757.76 |
| Add: Profit for the year | (107.75) | (152.13) |
| Add: Capital reserve transferred to retained earnings | - | - |
| Less: Share based payment reserve | (2.97) | - |
| Balance as at the end of the year | 4,494.91 | 4,605.63 |
| Other comprehensive income - Remeasurements of defined benefit plans | | |
| Balance at the beginning of the year | (2.09) | (0.41) |
| Add: Other comprehensive loss for the year | (0.55) | (1.68) |
| Balance as at the end of the year | (2.64) | (2.09) |
| | 5,417.56 | 5,193.73 |

17A During the Financial Year 2025-26, the company has issued to parent company Zero Coupon, Unlisted, Unsecured, Optionally Convertible Debentures (OCDs) for an aggregate amount of Rs 335.11 Crores (previous year Rs.590.18 crores) by converting Inter-company loan Principle of Rs 311 Crores (Previous Year 519 Crores) and Interest of Rs 24.11 Crores (Previous Year Rs.71.18 Crores). (Refer Note 16g)

| Name of the party | Type of Security | No of OCD# | Face value of Rs each | Date of issue | As at March 31, 2026 | As at March 31, 2025 |
|-------------------|------------------|---------------|-----------------------|---------------|----------------------|----------------------|
| Vedanta Limited | OCDs | 101121 | 58364 | 31-12-2024 | 590.18 | 590.18 |
| Vedanta Limited | OCDs | 54420 | 61578 | 27-02-2026 | 335.11 | 0.00 |
| Total | | 155541 | | | 925.29 | 590.18 |

ISIN allotment application pending with NSDL

The OCDs are unsecured and unlisted and carry an option for the holder to convert them into equity shares of the Company. The tenure for OCDs is 3 years from the date of issue, with an option to renew for further period as may be agreed between the Parent Company and the Company. Subject to the right to convert, company has a right to redeem at par or convert OCDs at any time during the tenure of OCDs. Each OCD is convertible into a one equity share of Rs 10 each. These OCDs do not carry any interest (zero-coupon) post-issuance. However, interest equivalent to dividend on equity shares, if any will be paid.

Note:

i) Retained earnings comprises of capital reserve of Rs 7,392.17 Crores on account of NCLT order dated August 10, 2023.

18 Non-current financial liabilities - Borrowings at amortised cost

| Particulars | As at March 31, 2026 | As at March 31, 2025 |
|---|-------------------------|-------------------------|
| Secured - Loans | | |
| Zero Coupon Non Convertible debentures* | 502.61 | 640.07 |
| Term Loan (from NBFCs)** | 213.10 | - |
| Unsecured | | |
| Loan from related party# | - | 128.00 |
| | 715.71 | 768.07 |

*In terms of the approved resolution plan, during the FY 2023-24 112,800,006.00 (eleven crores twenty eight lakhs and six) unlisted, zero-coupon, secured, redeemable non-convertible debentures (NCD) having a face value of Rs 100.00 (rupees one hundred only) each (each such non-convertible debenture is referred to as a "Debenture") issued for an aggregate amount of Rs 1,128.00 Crores (the "Debenture Amounts"). As per Ind AS - 109 these debentures are reported/ computed at present value of Rs 736.99 Crores and consequent treatment has been given akin to the treatment given in the approved Resolution Plan.

The Non-Convertible Debentures (NCDs) are non-marketable. They are non-interest bearing debentures and redeemable in 5 equal instalments of Rs 225.60 Crores per annum starting from October 2025 to October 2029. During the year, first instalment has been paid. (For current maturity, refer note: 23)

The NCDs have been secured by pari passu charge on all existing Fixed Assets as on March 31, 2023.

The NCDs and term loans are subject to certain financial and non-financial covenants. The Company has complied with the covenants as per the terms of the loan agreement.

As per Section 71 (4) of Companies Act 2013, when debentures are issued by a company, it shall create a debenture redemption reserve account out of the profits of the company available for payment of dividend out of free reserves of the company.

As per Section 2 (43) of Companies Act 2013, free reserves means such reserves which are available for distribution as dividend provided that - any amount representing unrealised gains, notional gains or revaluation of assets, whether shown as a reserve or otherwise, or any change in carrying amount of an asset or of a liability recognised in equity, including surplus in profit and loss account on measurement of the asset or the liability at fair value shall not be treated as free reserves.

As the company has no profit during the year and free reserves includes notional gains on account of extinguishment of liabilities as per NCLT order, so the company is not required to create Debenture Redemption Reserve during the year.

** Details of Borrowings taken during the year:-

| Term Loan (from NBFCs) | Terms | Security | As at March 31, 2026 (At amortized cost) | As at March 31, 2025 (At amortized cost) |
|------------------------|--|--|--|---|
| Rupee Term Loan | i) Average Rate of Interest: 9.66% ii) Sanctioned Amount: 250 Crores iii) Quarterly repayment of principal and monthly payment of Interest | 1) First pari-passu charge by way of mortgage over land admeasuring 590 acres and building. 2) First pari-passu charge by way of hypothecation over plant and machinery and movable fixed assets (present and future). 3) Second pari-passu charge by way of hypothecation over present and future current assets. 4) Corporate guarantee of Vedanta Limited. | Non current: Rs. 213.10 Crores Current: Rs. 35 Crores | - |

#Loan from related party amount to Rs NIL Crores (previous year Rs.128 Crs) has been taken from Vedanta Limited (Parent company) which is converted to OCDs (Refer note 17A & 16g)



MEENAKSHI ENERGY LIMITED

Notes forming part of the financial statements as at and for the year ended March 31, 2026

(All amounts in Rs crores unless otherwise stated)

25 Other current financial liabilities

| Particulars | As at | As at |
|---|----------------|----------------|
| | March 31, 2026 | March 31, 2025 |
| Interest accrued but not due on borrowings* | 0.14 | - |
| Payable for capital works | 10.22 | 88.14 |
| Retention money | 12.70 | 9.88 |
| Employee related payables | 2.91 | 1.79 |
| Other liabilities# | 1.23 | 0.08 |
| | 27.20 | 99.89 |

* Refer Note 18 and 23

Due to creditors other than micro and small enterprises.

#The Company has established a vendor finance arrangement. Participation in the arrangement is at the suppliers' own discretion. Suppliers that participate in the supplier finance arrangement will receive payment on due date on invoices sent by the Company to the Company's external finance provider. In order for the finance provider to pay the invoices, the goods must have been received or supplied and the invoices approved by the Company. If suppliers choose to receive early payment, they pay a fee to the finance provider, to which the Company is not party. Payments to suppliers ahead of the invoice due date are processed by the finance provider and, in all cases, the Company settles the original invoice by paying the finance provider in line with the original invoice maturity date described above. Payment terms with suppliers have not been renegotiated in conjunction with the arrangement. The Company provides no security to the finance provider. Consequently, the vendor financing liabilities are classified as other financial liabilities on the balance sheet.

Retention Money ageing schedule as on March 31, 2026

| Particulars | Outstanding for following periods from due date of payment | | | | Total |
|---------------------|--|-------------|-----------|-------------------|--------------|
| | Less than 1 year | 1-2 years | 2-3 years | More than 3 years | |
| (i) Retention Money | 5.82 | 6.89 | - | - | 12.70 |
| Total | 5.82 | 6.89 | - | - | 12.70 |

Retention Money ageing schedule as on March 31, 2025

| Particulars | Outstanding for following periods from due date of payment | | | | Total |
|---------------------|--|-------------|-----------|-------------------|-------------|
| | Less than 1 year | 1-2 years | 2-3 years | More than 3 years | |
| (i) Retention Money | 8.37 | 1.50 | - | - | 9.88 |
| Total | 8.37 | 1.50 | - | - | 9.88 |

26 Other current liabilities

| Particulars | As at | As at |
|------------------------|----------------|----------------|
| | March 31, 2026 | March 31, 2025 |
| Statutory dues payable | 2.93 | 1.93 |
| Advance from customers | 0.29 | 0.02 |
| | 3.22 | 1.95 |

27 Short-term provisions

| Particulars | As at | As at |
|---|----------------|----------------|
| | March 31, 2026 | March 31, 2025 |
| Provision for employee benefits (Refer Note 38) | | |
| Provision for gratuity | 0.06 | - |
| Provision for compensated absences | 0.03 | 0.02 |
| | 0.09 | 0.02 |



(This space has been intentionally left blank)



MEENAKSHI ENERGY LIMITED

Notes forming part of the financial statements as at and for the year ended March 31, 2026

*(All amounts in Rs crores unless otherwise stated)***28 Revenue**

| Particulars | Year ended March 31, 2026 | Year ended March 31, 2025 |
|--------------------------|------------------------------|------------------------------|
| Operating revenue | | |
| Sale of power | 1,543.37 | 120.35 |
| | 1,543.37 | 120.35 |

Note: The above revenue relates to sale of power w.r.t. contract with customer and is recorded at a point in time. (refer note 39)

29 Other Operating Revenue

| Particulars | Year ended March 31, 2026 | Year ended March 31, 2025 |
|-------------|------------------------------|------------------------------|
| Scrap Sales | 1.44 | 0.68 |
| Ash Sales | 0.82 | 0.04 |
| | 2.26 | 0.72 |

30 Other income

| Particulars | Year ended March 31, 2026 | Year ended March 31, 2025 |
|--|------------------------------|------------------------------|
| Interest income on financial asset at amortised cost | 1.48 | 0.10 |
| Net gain on Investments measured at FVTPL | 0.11 | 0.29 |
| Net interest income on defined benefit arrangement | - | 0.03 |
| Miscellaneous income* | 0.98 | 0.08 |
| Interest income - others | 0.36 | - |
| | 2.93 | 0.50 |

* Miscellaneous Income includes Forex Gain of Rs. 0.18 Crores (previous year NIL)

31 Power & Fuel Expenses

| Particulars | Year ended March 31, 2026 | Year ended March 31, 2025 |
|----------------------|------------------------------|------------------------------|
| Coal Consumption | 749.24 | 95.17 |
| Purchase of power* | 421.75 | 27.76 |
| Diesel Consumption | 24.16 | 1.44 |
| Power Import Charges | 2.77 | 5.46 |
| | 1,197.92 | 129.83 |

* Refer note 39

32 Employee benefits expenses

| Particulars | Year ended March 31, 2026 | Year ended March 31, 2025 |
|---|------------------------------|------------------------------|
| Salaries and wages (Refer Note 38) | 14.97 | 3.86 |
| Contribution to provident and other funds | 0.97 | 0.15 |
| Staff welfare | 0.36 | 0.05 |
| | 16.31 | 4.06 |

Employee benefit expenses capitalised during the year 2025-26: Rs 4.44 Crores (Previous Year Rs 8.43 Crores)



MEENAKSHI ENERGY LIMITED

Notes forming part of the financial statements as at and for the year ended March 31, 2026

(All amounts in Rs crores unless otherwise stated)

33 Finance cost

| Particulars | Year ended March 31, 2026 | Year ended March 31, 2025 |
|--|------------------------------|------------------------------|
| Interest on | | |
| Loan from related party (refer note 39) | 24.36 | 52.30 |
| Zero coupon non-convertible debentures (refer note 18) | 88.14 | 89.50 |
| Interest on TL | 12.05 | - |
| Interest on WCDL | 0.54 | - |
| Lease liability (refer note 40) | 0.15 | 0.06 |
| Others | 2.88 | 0.96 |
| Less: Interest of related party and NCD capitalised | 30.09 | 112.08 |
| | 98.03 | 30.73 |

34 Other expenses


| Particulars | Year ended March 31, 2026 | Year ended March 31, 2025 |
|---|------------------------------|------------------------------|
| Insurance | 3.77 | 1.97 |
| Repairs and Maintenance | | |
| Machinery | 6.81 | 2.53 |
| Others | 0.51 | 0.33 |
| Stores Consumption | 20.20 | 3.97 |
| Manpower Charges (Refer Note 39) | 0.06 | 1.54 |
| Operation and maintenance | 108.01 | 27.75 |
| Auditors' remuneration* | 0.43 | 0.46 |
| Loss on write off of property, plant and equipment and capital work-in-progress (net) | 2.72 | 1.40 |
| Conveyance & Travelling Expenses | 1.13 | 0.38 |
| Legal & professional fee | 4.80 | 2.05 |
| Security expenses | 1.84 | 0.68 |
| Inspection and Testing Expenses | 1.49 | 0.64 |
| Filing and Registration Fees | 0.27 | 0.39 |
| Advertisement Expenditure | 0.35 | 0.13 |
| House Keeping Expenses | 1.25 | 0.45 |
| EDP Expenses | 1.77 | 0.23 |
| Miscellaneous expenses | 1.48 | 0.33 |
| | 156.87 | 45.24 |

*Payments to the statutory auditors comprises (inclusive of GST):

| | | |
|------------------------|-------------|-------------|
| Statutory audit fees | 0.25 | 0.27 |
| Other Services | 0.18 | 0.12 |
| Out-of-pocket Expenses | 0.00 | 0.02 |
| Tax Audit Fees | - | 0.05 |
| | 0.43 | 0.46 |

35 Exceptional items

| Particulars | Year ended March 31, 2026 | Year ended March 31, 2025 |
|---|------------------------------|------------------------------|
| Write off of property, plant and equipment | - | - |
| Past services cost of Gratuity and EL | - | - |
| Impairment [Refer Note 4B(C.4)] | - | - |
| Trade Receivables and other receivables written off | - | - |
| Inventory Written Off | - | - |
| | - | - |



MEENAKSHI ENERGY LIMITED

Notes forming part of the financial statements as at and for the year ended March 31, 2026

*(All amounts in Rs crores unless otherwise stated)***36 (Loss) /earning per share**

| Particulars | Year ended March 31, 2026 | Year ended March 31, 2025 |
|--|------------------------------|------------------------------|
| Profit attributable to equity shareholders | (107.75) | (152.13) |
| Total number of equity shares outstanding at the beginning of the year (refer note 16) | 10,00,000 | 10,00,000 |
| Total number of equity shares outstanding at the end of the year (refer note 16) | 10,00,000 | 10,00,000 |
| Weighted average number of equity shares during the year-for basic earning per | 10,00,000 | 10,00,000 |
| Effect of dilutive potential equity share equivalent* | 1,05.892 | 33,799 |
| Weighted average number of equity shares during the year-for diluted earning per | 11,05.892 | 10,33,799 |
| Nominal value of each equity share (₹) | 10 | 10 |
| Basic Earning per share to equity shareholder (₹) | (1,077.52) | (1,521.31) |
| Diluted Earning per share to equity shareholder (₹)* | (1,077.52) | (1,521.31) |

* Since in current year, the effect of conversion of optionally convertible debentures is anti-dilutive during the year and previous year, it has not been considered for the purpose of computing dilutive earning per share.



(This space has been intentionally left blank)

MEENAKSHI ENERGY LIMITED

Notes forming part of the financial statements as at and for the year ended March 31, 2026

(All amounts in Rs crores unless otherwise stated)

37 Contingencies, guarantees & capital commitment

(A) Details of contingent liabilities - under litigation*

| Particulars | As at | As at |
|-------------|----------------|----------------|
| | March 31, 2026 | March 31, 2025 |
| | - | - |

*As per the approved resolution plan, during the previous year all the pending litigations till December 27, 2023 are handed over to the legal representative of lenders. Accordingly, as at March 31, 2026 and March 31, 2025 the Company do not have any contingent liability.

(B) Guarantees

| Particulars | As at | As at |
|--|----------------|----------------|
| | March 31, 2026 | March 31, 2025 |
| Bank guarantees & Standby Letter of Credits* | 24.95 | 16.96 |
| Others | 8.61 | 1.62 |

*The Company has given the guarantees in the normal course of business and does not expect any material losses.

(C) Capital commitment

The Company has an operational and financial commitment in the normal course of business. Estimated amount of contracts remaining to be executed on capital account and other commitments not provided for:

| Particulars | As at | As at |
|--|----------------|----------------|
| | March 31, 2026 | March 31, 2025 |
| Capital commitment [net of advances Rs 2.05 Crores (previous year Rs 2.78 Crores)] | 30.64 | 25.81 |

38 Employee benefit obligations

(A) Defined benefit plan

Post employment obligations - Gratuity

The weighted average duration of the defined benefit obligation is 15.56 years (previous year 16.79 years).

Reconciliation of opening and closing balances of the present value of defined benefit obligations

| Particulars | As at | As at |
|---|----------------|----------------|
| | March 31, 2026 | March 31, 2025 |
| Present value obligation as at the start of the year | 1.95 | 0.19 |
| Interest cost | 0.14 | 0.01 |
| Past Service Cost | 0.35 | - |
| Current service cost | 0.19 | 0.14 |
| Benefits paid | (0.35) | (0.05) |
| Total actuarial loss (gain) on obligations | 0.46 | 1.66 |
| Present value obligation as at the end of the year | 2.75 | 1.95 |

Reconciliation of opening and closing balance of the fair value of plan assets

| Particulars | As at | As at |
|--|----------------|----------------|
| | March 31, 2026 | March 31, 2025 |
| Fair value of plan assets as at the start of the year | 2.07 | 0.65 |
| Actual return on plan assets | 0.05 | 0.03 |
| Mortality Charges | (0.00) | (0.00) |
| Actuarial loss (gain) on plan assets | - | - |
| Acquisition Adjustments | - | - |
| Contribution | 0.43 | 1.45 |
| Benefits paid | (0.35) | (0.05) |
| Fair value of plan assets as at the end of the year | 2.20 | 2.07 |

Amount Recognised in Balance Sheet

| Particulars | As at | As at |
|--|----------------|----------------|
| | March 31, 2026 | March 31, 2025 |
| Present value obligation as at the end of the year | (2.75) | (1.95) |
| Fair value of plan assets as at the end of the year | 2.20 | 2.07 |
| Net asset/(liability) recognized in Statement of Financial Position | (0.55) | 0.12 |

Amount recognised in the Statement of Profit and Loss

| Particulars | Year ended | Year ended |
|--------------------------------|----------------|----------------|
| | March 31, 2026 | March 31, 2025 |
| Current service cost | 0.19 | 0.14 |
| Past Service Cost | 0.35 | - |
| Interest cost | 0.14 | 0.01 |
| Expected return on plan assets | (0.15) | (0.05) |
| Total | 0.54 | 0.11 |



MEENAKSHI ENERGY LIMITED

Notes forming part of the financial statements as at and for the year ended March 31, 2026

(All amounts in Rs crores unless otherwise stated)

Amount recognised in Other Comprehensive Income

| Particulars | Year ended March 31, 2026 | Year ended March 31, 2025 |
|---|------------------------------|------------------------------|
| Actuarial Losses (gains) on PBO | (0.46) | (1.66) |
| Actuarial Losses (gains) on plan assets | (0.09) | (0.02) |
| Total | (0.55) | (1.68) |

Bifurcation of actuarial gain/loss on obligation

| Particulars | Year ended March 31, 2026 | Year ended March 31, 2025 |
|---|------------------------------|------------------------------|
| Actuarial Losses (gains) on arising from experience adjustments | 0.51 | 1.65 |
| Actuarial Losses (gains) on arising from change in financial assumption | (0.05) | 0.06 |
| Actuarial Losses (gains) on arising from change in demographic assumption | 0.51 | (0.05) |

Principal actuarial assumptions used for estimating the Company's Defined benefit obligations are set out below

| Particulars | Year ended March 31, 2026 | Year ended March 31, 2025 |
|------------------------|-------------------------------|-------------------------------|
| Discount rate | 7.26% | 7.03% |
| Future salary increase | 5.5% | 5.5% |
| Mortality rates | 100% of LIC IALM (2012-14) | 100% of LIC IALM (2012-14) |

Sensitivity analysis

| Particulars | Year ended March 31, 2026 | Year ended March 31, 2025 |
|--|------------------------------|------------------------------|
| Impact of the change in discount rate | | |
| Present value of obligation at the end of the year | 2.75 | 1.95 |
| a) Impact due to increase of 0.5 % | (0.10) | 1.87 |
| b) Impact due to decrease of 0.5 % | 0.11 | 2.04 |
| Impact of the change in salary increase | | |
| Present value of obligation at the end of the year | 2.75 | 1.95 |
| a) Impact due to increase of 0.5 % | 0.05 | 2.01 |
| b) Impact due to decrease of 0.5 % | 0.05 | 1.90 |

Major categories of Plan assets

| Particulars | Year ended March 31, 2026 | Year ended March 31, 2025 |
|------------------------------|------------------------------|------------------------------|
| Funds managed by the Insurer | 100% | 100% |

Expected cash contribution for the next Annual reporting period

| Particulars | Year ended March 31, 2026 | Year ended March 31, 2025 |
|-------------------|------------------------------|------------------------------|
| Service cost | 0.23 | 0.17 |
| Net interest cost | 0.04 | (0.01) |

Experience adjustments on plan liabilities and assets

| Particulars | Present Value of DBO | Fair Value of Plan Assets | Experience gain/ (loss) adjustments on plan liabilities |
|-------------|-------------------------|------------------------------|---|
| 2021-22 | 0.27 | 0.69 | 0.28 |
| 2022-23 | 0.31 | 0.71 | (0.05) |
| 2023-24 | 0.65 | (0.19) | (0.06) |
| 2024-25 | 2.07 | (1.95) | (1.65) |
| 2025-26 | 2.20 | (2.75) | (0.06) |

(B) Defined contribution plan

Provident fund

For defined contribution plans, the amount charged to the statement of profit and loss is the total amount of contributions payable in the year.

| Particulars | Year ended March 31, 2026 | Year ended March 31, 2025 |
|--|------------------------------|------------------------------|
| Employer's contribution to recognised provident fund | 0.97 | 0.15 |

(c) Compensatory Absences expense recognised in statement of Profit & Loss during the year is Rs 0.47 Crores (Previous Year Rs 0.60 Crores)

On November 21, 2025, the Government of India notified the four Labour Codes -the Code on Wages, 2019, the Industrial Relations Code, 2020, the Code on Social Security, 2020, and the Occupational Safety, Health and Working Conditions Code, 2020 - consolidating 29 existing labour laws. The Ministry of Labour & Employment published draft Central Rules and FAQs to facilitate assessment of the financial impact due to changes in regulations. The Company has assessed the impact of the changes, consistent with the Labour Codes, draft rules, FAQs and legal opinion and has presented the incremental impact of Rs. 0.60 Crores under "Note 32: Employee benefit expense" in the Statement of Profit and Loss for the year ended 31 March 2026. The Company continues to monitor the finalisation of Central State Rules and clarifications from the Government on other aspects of the Labour Code and would provide appropriate accounting effect on the basis of such developments as needed.



MEENAKSHI ENERGY LIMITED

Notes forming part of the financial statements as at and for the year ended March 31, 2026

(All amounts in Rs crores unless otherwise stated)

39 Related party disclosures

a) Name of related party and relationship:

| | |
|---|--|
| Ultimate Holding Company | Vedanta Incorporated (formerly known as Volcan Investments Limited) Volcan Investments Cyrus Limited |
| Holding Company | Vedanta Limited |
| Fellow Subsidiaries (with whom transactions have taken place) | Bharat Aluminium Company Limited Hindustan Zinc Limited Talwandi Saboo Private Limited Sesa Mining Corporation Limited Vedanta Limited- Sterlite Copper Vedanta Limited- Lanjigarh Vedanta Aluminium Limited- Jharsuguda Vedanta Limited- Caim Oil Vedanta Limited- SESA Goa Athena Chhattisgarh Power Plant Malco Energy Limited STL Digital Limited |
| Key Management Personnel (KMP) | Mr. Binu Raphael (Executive Director - Whole Time Director) (w.e.f. January 12, 2026) Venkat Reddy Gogulamudi (Non Executive Director) (October 20, 2023- July 30, 2025) Rajinder Singh Ahuja (Non Executive Director) (w.e.f. February 9, 2025) Pankaj Jha (Non Executive Director) (w.e.f. July 27, 2025) |

b) Transactions with related parties in the ordinary course of business:


| Nature | Name of the entity / KMPs | Year ended | Year ended |
|------------------------------------|---|----------------|----------------|
| | | March 31, 2026 | March 31, 2025 |
| Sale of Power | Vedanta Aluminium - Jharsuguda | 71.57 | - |
| Net Recovery of Expenses | Vedanta Aluminium - Jharsuguda | 0.06 | - |
| Purchase of Goods and Services | Sesa Mining Corporation Limited | 25.11 | 6.78 |
| Purchase of Power | Vedanta Limited - Athena Chhattisgarh Power Plant | 32.55 | - |
| Sale of PPE | Talwandi Saboo Private Limited | 0.001 | - |
| Net recovery of Expenses | Talwandi Saboo Private Limited | 0.02 | - |
| Net reimbursement of Expenses | Sesa Mining Corporation Limited | - | 0.13 |
| Purchase of PPE | STL Digital Limited | 0.20 | - |
| Purchase of Goods and Services | STL Digital Limited | 0.72 | - |
| Net reimbursement of Expenses | STL Digital Limited | - | 0.39 |
| Net Reimbursement of Expenses | Vedanta Aluminium - Lanjigarh | 0.04 | - |
| Net Recovery of Expenses | Vedanta Aluminium - Sterlite Copper | 0.07 | - |
| Interest expenses | Vedanta Limited | 24.36 | 52.30 |
| Corporate Gurantee Commission Fees | Vedanta Limited | 0.38 | - |
| ESOPs contribution paid | Vedanta Limited | 2.97 | - |
| Long Term Incentive Plan(LTIP) | Vedanta Limited | 0.55 | 1.03 |
| Loan taken | Vedanta Limited | 183.00 | 292.50 |
| Loan repaid | Vedanta Limited | - | 1.00 |
| Conversion of Loan to OCDs | Vedanta Limited | 335.11 | 590.18 |
| Net Recovery of Expenses | Vedanta Limited | 0.35 | - |
| Net Reimbursement of Expenses | Vedanta Limited | - | 2.81 |
| Purchase of Goods and Services | Vedanta Limited | - | 44.58 |
| Purchase of PPE | Vedanta Limited | - | 0.03 |
| Net recovery of Expenses | Bharat Aluminium Company Limited | 0.03 | - |
| Net reimbursement of Expenses | Bharat Aluminium Company Limited | - | 0.28 |
| Net reimbursement of Expenses | Hindustan Zinc Limited | 0.02 | 0.18 |
| Net Reimbursement of Expenses | Malco Energy Limited | 0.01 | - |
| Professional Fees | Asim Kumar De | - | 0.95 |

c) Balance as at the end of the year

| Nature | Name of the entity | As at | As at |
|-------------------------------------|--|----------------|----------------|
| | | March 31, 2026 | March 31, 2025 |
| Trade Payables | STL Digital Limited | 0.02 | 0.09 |
| Trade Payables | Sesa Mining Corporation Limited | 6.41 | 6.78 |
| Trade Payables | Vedanta Limited- Athena Chhattisgarh Power Plant | 5.76 | 0.13 |
| Trade Payables | Malco Energy Limited | 0.01 | - |
| Trade Receivable | Vedanta Limited- Sterlite Copper | 0.01 | - |
| Optionally Convertible Debentures | Vedanta Limited | 925.29 | 590.18 |
| Financial liabilities-borrowings | Vedanta Limited | - | 128.00 |
| Interest accrued and due borrowings | Vedanta Limited | - | 2.18 |
| Trade Payables | Vedanta Limited | - | 10.33 |

d) Remuneration of Key Managerial Person (KMP)

| Particulars | Year ended | Year ended |
|--------------------------------|----------------|----------------|
| | March 31, 2026 | March 31, 2025 |
| Short-term employee benefits | 1.38 | 0.68 |
| Contribution to Provident Fund | 0.05 | 0.04 |
| Total | 1.43 | 0.72 |



MEENAKSHI ENERGY LIMITED

Notes forming part of the financial statements as at and for the year ended March 31, 2026

(All amounts in Rs crores unless otherwise stated)

Note:

a. The company has paid Rs 0.0045 Crores (Previous Year Rs. 0.02 Crores) as sitting fees.

e) Corporate Guarantee

Vedanta Limited has provided Corporate Guarantee for both the term loans and working capital demand loan availed. Rs 350 crores (previous year Nil)

40 Leases

a. Operating leases – assets taken on lease

During previous year, certain premises had been obtained on operating lease (low value). The Company has recognised as an expense of 0.00 Cr (previous year Rs 0.03 Crores) towards lease rent in the statement of profit and loss.

b. Finance leases – assets taken on lease

The Company has recognised the lease liability at the present value of lease payments, discounted using an incremental borrowing rate of 11.56% per annum, and the corresponding right-of-use asset at its carrying amount, as if Indian Accounting Standard (Ind AS) 116 – Leases had been applied from the commencement date of the lease. The lease tenure is 30 years and is scheduled to end in FY 2045.

Following are the changes in the carrying value of right of use assets (ROU) for the year ended March 31, 2026:

| Particulars | Leasehold land |
|-------------------------------------|----------------|
| Gross Carrying Value | |
| Balance as at April 1, 2024 | 1.86 |
| Additions | - |
| Deletions | - |
| Balance as at March 31, 2025 | 1.86 |
| Additions | - |
| Deletions | - |
| Balance as at March 31, 2026 | 1.86 |
| Accumulated Depreciation | |
| Balance as at April 1, 2024 | 0.54 |
| Adjustments | - |
| Additions | 0.06 |
| Deletions | - |
| Balance as at March 31, 2025 | 0.60 |
| Additions | 0.06 |
| Deletions | - |
| Balance as at March 31, 2026 | 0.66 |
| Net Carrying Value | |
| As at March 31, 2025 | 1.26 |
| As at March 31, 2026 | 1.20 |

Amounts recognised in profit and loss

| Particulars | Year ended March 31, 2026 | Year ended March 31, 2025 |
|--|------------------------------|------------------------------|
| Depreciation expense on right of use assets | 0.06 | 0.06 |
| Interest expense on lease liabilities (Including amount capitalised) | 0.19 | 0.19 |

The following is the movement in lease liabilities during the year ended March 31, 2026:

| Particulars | Amount |
|--------------------------------------|-------------|
| Balance as at April 1, 2024 | 1.65 |
| Additions | - |
| Deletions | - |
| Finance cost accrued during the year | 0.19 |
| Less: Payment of lease liabilities | (0.15) |
| Balance as at March 31, 2025 | 1.69 |
| Additions | - |
| Deletions | - |
| Finance cost accrued during the year | 0.19 |
| Less: Payment of lease liabilities | (0.16) |
| Balance as at March 31, 2026 | 1.73 |

The company does not face a significant liquidity risk with regard to its lease liabilities as the current assets are sufficient to meet the obligations related to lease liabilities as and when they fall due.

41 Foreign currency transactions:

Expenditure in foreign currency

| Particulars | Year ended March 31, 2026 | Year ended March 31, 2025 |
|------------------------|------------------------------|------------------------------|
| Miscellaneous expenses | - | - |
| Total | - | - |

42 Segment Information

The Company's activities during the year revolved around operating 1000 MW Thermal Power Plant. Considering the nature of Company's business and operations, there are no separate reportable segments (business and/or geographical) in accordance with the requirements of Ind AS 108 - Operating Segments. All the company's revenue, Trade receivables and non current operating assets are in India. The company's revenues aggregating to Rs 1343.6 crores (previous year Rs 160.39 Crores) is from customers (previous year 3 customer) having revenue of more than 10% of the total revenue.



MEENAKSHI ENERGY LIMITED

Notes forming part of the financial statements as at and for the year ended March 31, 2026

(All amounts in Rs crores unless otherwise stated)

43 Details of Loans given, Investments made and Guarantee given covered u/s 186(4) of the Companies Act, 2013:

- a. Details of loans given : The Company has not given any loan during the year.
 b. Details of investments made: The Company has not made any investments during the year.
 c. Details of guarantee given and security provided (refer note: 37B)

44 Since the Company has made aggregate losses for the past three years, the provisions relating to expenditure on Corporate Social Responsibility is not applicable to the Company for the financial year 2025-26. (previous year - Not Applicable)

45 Financial Instruments

a. Categories of financial instruments

Details with respect to financial assets and financial liabilities are as follows:

| Particulars | As at March 31, 2026 | | | As at March 31, 2025 | | |
|--|----------------------|--------|-----------------|----------------------|--------|-----------------|
| | FVTPL | FVTOCI | Amortised Cost | FVTPL | FVTOCI | Amortised Cost |
| <i>Financial Assets</i> | | | | | | |
| Security deposits | - | - | 0.44 | - | - | 0.31 |
| Bank Deposits | - | - | 8.04 | - | - | 14.51 |
| Interest due on fixed deposits - non current | - | - | 0.00 | - | - | 0.24 |
| Interest due on fixed deposits - current | - | - | 1.39 | - | - | 0.09 |
| Trade receivables | - | - | 53.62 | - | - | 2.09 |
| Cash and cash equivalents | - | - | 5.78 | - | - | 2.20 |
| Other bank balances | - | - | 25.64 | - | - | 4.11 |
| Other Current Financial Assets | - | - | 0.01 | - | - | 0.01 |
| Total Financial Assets | - | - | 94.94 | - | - | 23.56 |
| <i>Financial Liabilities</i> | | | | | | |
| Borrowings | - | - | 999.31 | - | - | 993.67 |
| Lease liabilities | - | - | 1.73 | - | - | 1.69 |
| Other non current financial liabilities | - | - | - | - | - | 2.18 |
| Trade payables | - | - | 100.84 | - | - | 67.97 |
| Other current financial liabilities | - | - | 27.20 | - | - | 99.89 |
| Total Financial Liabilities | - | - | 1,129.07 | - | - | 1,165.40 |

b. Fair value hierarchy

The Company uses the following hierarchy for determining and/or disclosing the fair value of financial instruments by valuation techniques:

- (i) Level 1: quoted prices (unadjusted) in active markets for identical assets or liabilities.
 (ii) Level 2: inputs other than quoted prices included within Level 1 that are observable for the asset or liability, either directly (i.e. as prices) or indirectly (i.e., derived from prices).
 (iii) Level 3: inputs for the asset or liability that are not based on observable market data (unobservable inputs).

c. Fair value of financial assets and liabilities measured at amortised cost

| Particulars | As at March 31, 2026 | | As at March 31, 2025 | |
|--|----------------------|-----------------|----------------------|-----------------|
| | Carrying amount | Fair Value | Carrying amount | Fair Value |
| <i>Financial Assets</i> | | | | |
| Security deposits | 0.44 | 0.44 | 0.31 | 0.31 |
| Bank Deposits | 8.04 | 8.04 | 14.51 | 14.51 |
| Interest due on fixed deposits - non current | 0.00 | 0.00 | 0.24 | 0.24 |
| Interest due on fixed deposits - current | 1.39 | 1.39 | 0.09 | 0.09 |
| Trade receivables | 53.62 | 53.62 | 2.09 | 2.09 |
| Cash and cash equivalents | 5.78 | 5.78 | 2.20 | 2.20 |
| Other bank balances | 25.64 | 25.64 | 4.11 | 4.11 |
| Other Current Financial Assets | 0.01 | 0.01 | 0.01 | 0.01 |
| Total Financial Assets | 94.94 | 94.94 | 23.56 | 23.56 |
| <i>Financial Liabilities</i> | | | | |
| Borrowings | 999.31 | 999.31 | 993.67 | 993.67 |
| Lease liabilities | 1.73 | 1.73 | 1.69 | 1.69 |
| Other non current financial liabilities | - | - | 2.18 | 2.18 |
| Trade payables | 100.84 | 100.84 | 67.97 | 67.97 |
| Other current financial liabilities | 27.20 | 27.20 | 99.89 | 99.89 |
| Total Financial Liabilities | 1,129.07 | 1,129.07 | 1,165.40 | 1,165.40 |



MEENAKSHI ENERGY LIMITED

Notes forming part of the financial statements as at and for the year ended March 31, 2026

*(All amounts in Rs crores unless otherwise stated)***d. Fair value technique**

The fair values of the financial assets and liabilities are included at the amount that would be received to sell an asset or paid to transfer a liability in an orderly transaction between market participants at the measurement date. The following methods and assumptions were used to estimate the fair values:

The fair value of cash and cash equivalents, trade receivables, current trade payables, current financial liabilities and borrowings approximate their carrying amount largely due to the short-term nature of these instruments. The Management considers that the carrying amounts of financial assets and financial liabilities recognised at cost amortised cost in the financial statements approximates their fair values.

e. Financial risk management framework

The Company's business activities are exposed to a variety of financial risks – credit risk, liquidity risk and market risk. The Company's focus is to foresee the unpredictability of financial markets and seek to minimize potential adverse effects on its financial performance. The risks are governed by appropriate policies and procedures and that financial risks are identified, measured and managed in accordance with the Company's policies and risk objectives.

| Risk | Exposure arising from |
|----------------|---|
| Credit risk | Cash and cash equivalents, trade receivables, derivative financial instruments, financial assets measured at amortised cost |
| Liquidity risk | Borrowings and other liabilities |
| Market risk | Future commercial transactions |

Credit risk

The Company is exposed to credit risk from its operating activities and from its financing activities, including deposits with banks and financial institutions, foreign exchange transactions and other financial instruments.

Liquidity risk

In current year, the Company manages liquidity risk by maintaining adequate reserves and borrowing facilities, by continuously monitoring forecast and actual cash flows and matching the maturity profiles of financial assets and liabilities. Hence, the Company considers the liquidity risk as low.

The table below summarizes the maturity profile of the Company's financial liabilities based on contractual undiscounted payments.

As at March 31, 2026

| Particulars | Payments due by year | | | Total |
|-------------------------------------|----------------------|---------------|-------------|-----------------|
| | <1 year | 1-5 years | >5 years | |
| Interest bearing Borrowings* | 283.60 | 891.80 | - | 1,175.40 |
| Lease liabilities | 0.17 | 0.75 | 4.15 | 5.07 |
| Trade payables | 100.84 | - | - | 100.84 |
| Other current financial liabilities | 27.20 | - | - | 27.20 |
| Total Financial Liabilities | 411.80 | 892.55 | 4.15 | 1,308.50 |

As at March 31, 2025

| Particulars | Payments due by year | | | Total |
|-------------------------------------|----------------------|-----------------|-------------|-----------------|
| | <1 year | 1-5 years | >5 years | |
| Interest bearing Borrowings* | 225.6 | 1,032.58 | - | 1,258.18 |
| Lease Liabilities | 0.16 | 0.72 | 4.35 | 5.22 |
| Trade payables | 67.97 | - | - | 67.97 |
| Other current financial liabilities | 99.89 | - | - | 99.89 |
| Total Financial Liabilities | 393.62 | 1,033.30 | 4.35 | 1,431.26 |

* includes interest accrued on borrowings

Market risk-Foreign Currency Risk Management

The Company's functional currency is Indian rupees (INR). The Company undertakes denomination in foreign currencies; consequently, exposure to exchange rate fluctuations arise. Volatility in exchange rates affects the Company's imports in relation to raw material and capital goods. The Company is exposed to exchange rate risk under its working capital management.

Adverse movement in the exchange rate between the rupee and any relevant foreign currency results in increase in the Company's overall debt position in rupee terms without the Company having incurred additional debt. In order to hedge exchange rate risk, the Company has a policy to hedge cash flow up to a specific tenure using forward exchange contracts. The Company hedges its estimated foreign currency exposure in respect of imports and other payables.

(This space has been intentionally left blank)



MEENAKSHI ENERGY LIMITED
Notes forming part of the financial statements as at and for the year ended March 31, 2026
(All amounts in Rs crores unless otherwise stated)
Interest Rate Risk Management:

Interest Rate Risk is the risk that the fair value or future cash flows of a financial instrument will fluctuate because of changes in market interest rates. The Company is exposed to interest rate risk on short-term and long-term floating rate instruments

The exposure of the Group's financial liabilities as at 31 March 2026 to interest rate risk is as follows:

| Particulars | Total | Floating rate | Fixed rate | Non interest |
|-----------------------|--------|---------------|------------|--------------|
| Financial Liabilities | 999.31 | 122.20 | 148.9 | 728.21 |

The exposure of the Group's financial liabilities as at 31 March 2025 to interest rate risk is as follows:

| Particulars | Total | Floating rate | Fixed rate | Non interest |
|-----------------------|--------|---------------|------------|--------------|
| Financial Liabilities | 993.67 | - | 128 | 865.67 |

Considering the net debt position as at 31 March 2026, any increase in interest rates would result in a net loss and any decrease in interest rates would result in a net gain. The sensitivity analysis below has been determined based on the exposure to interest rates for financial instruments at the balance sheet date. The table below illustrates the impact of a 0.5% to 2.0% movement in interest rates on floating rate financial liabilities on profit (loss) and equity assuming that the changes occur at the reporting date and has been calculated based on risk exposure outstanding as of that date. The year end balances are not necessarily representative of the average debt outstanding during the year. This analysis also assumes that all other variables, remain constant.

| Increase in Interest rates | Effect on pre-tax profit (loss) during the year ended 31 March 2026 | Effect on pre-tax profit (loss) during the year ended 31 March 2025 |
|----------------------------|---|---|
| 0.50% | 0.26 | - |
| 1% | 0.52 | - |
| 2% | 1.03 | - |

The Company's capital management is intended to maximise the return to shareholders for meeting the long-term and short-term goals of the Company through the optimisation of the debt and equity balance. The Company determines the amount of capital required on the basis of annual and long-term operating plans and strategic investment plans. The funding requirements are met through equity and long-term short-term borrowings. The Company monitors the capital structure on the basis of net debt to equity ratio and maturity profile of the overall debt portfolio of the Company.

For the purpose of the Company's capital management, capital includes issued share capital and all other equity reserves attributable to the equity holders of the Company.

| Nature | As at March 31, 2026 | As at March 31, 2025 |
|---------------------------------|-------------------------|-------------------------|
| Net debt * | 993.52 | 993.65 |
| Total equity | 5,418.56 | 5,194.73 |
| Net debt to equity ratio | 18% | 19% |

* Net Debt= Current Borrowings+ Non-current borrowings+ Interest accrued-Cash & Cash Equivalents-Investments.

*Vedanta Limited has provided a corporate guarantee of Rs 350 crore, covering term loans of Rs 250 crore and working capital demand loans of Rs 100 crore.

g. Details of derivative instruments and unhedged foreign currency exposures

During the year, the company entered into a Foreign Currency Derivative Contract contract for the purchase of USD 4,462,500. The contract was subsequently closed, resulting in a foreign exchange gain of Rs. 0.18 crore, which has been disclosed under Other Income."

46 Reconciliation of Liabilities arising from Financing Activities:

| Particulars | Opening Balance | Cash Movement | Equity Component of Optionally convertible debentures | Foreign Exchange changes | Fair value changes | Others | Total |
|---------------------|-----------------|---------------|---|--------------------------------|-----------------------|-------------|-----------------|
| Non Current: | | | | | | | |
| Borrowings | 768.07 | 396.10 | (311.00) | - | 88.14 | (225.60) | 715.71 |
| Lease liabilities | 1.69 | (0.16) | - | - | - | 0.19 | 1.73 |
| Current | | | | | | | |
| Borrowings | 225.60 | (167.60) | - | - | - | 225.60 | 283.60 |
| Total | 995.36 | 228.34 | (311.00) | - | 88.14 | 0.19 | 1,001.04 |
| March 31, 2025 | | | | | | | |
| Non Current | | | | | | | |
| Borrowings | 776.20 | 128.00 | - | - | 89.47 | (225.60) | 768.07 |
| Lease liabilities | 1.65 | (0.15) | - | - | - | 0.19 | 1.69 |
| Current | | | | | | | |
| Borrowings | 355.50 | 163.50 | (519.00) | - | - | 225.60 | 225.60 |
| Total | 1,133.35 | 291.35 | (519.00) | - | - | 0.19 | 995.36 |



MEENAKSHI ENERGY LIMITED

Notes forming part of the financial statements as at and for the year ended March 31, 2026

(All amounts in Rs crores unless otherwise stated)

47 Other statutory information

- i) The Company does not have any benami property, where any proceeding has been initiated or pending against the Company for holding any benami property.
- ii) The Company has not traded or invested in crypto currency or virtual currency during the financial year.
- iii) The Company has not advanced or loaned or invested funds to any other person(s) or entity(ies), including foreign entities (intermediaries) with the understanding that the intermediary shall:
 - (a) directly or indirectly lend or invest in other persons or entities identified in any manner whatsoever by or on behalf of the company (ultimate beneficiaries) or
 - (b) provide any guarantee, security or the like to or on behalf of the ultimate beneficiaries
- iv) The Company has not received any fund from any person(s) or entity(ies), including foreign entities (funding party) with the understanding (whether recorded in writing or otherwise) that the Company shall:
 - (a) directly or indirectly lend or invest in other persons or entities identified in any manner whatsoever by or on behalf of the funding party (ultimate beneficiaries) or
 - (b) provide any guarantee, security or the like on behalf of the ultimate beneficiaries.
- v) The Company does not have any such transaction which is not recorded in the books of accounts that has been surrendered or disclosed as income during the year in the tax assessments under the Income Tax Act, 1961 (such as, search or survey or any other relevant provisions of the Income Tax Act, 1961).
- vi) The Company does not have any subsidiaries, so the requirements of Section 2(87) of the act read with Companies (Restriction on number of layers) Rules, 2017 is not applicable.
- vii) The Company is not declared wilful defaulter by bank or financial institution or lender during the year.
- viii) The Company does not have any charges or satisfactions pending registration with the Registrar of Companies beyond the statutory period.
- (ix) The title deeds of all the immovable properties, (other than immovable properties where the Company is the lessee and the lease agreements are duly executed in favour of the Company) disclosed in the financial statements, except land of 40.23 acres included in property, plant and equipment, are held in the name of the Company as at the balance sheet date. The title deeds are mortgaged with SBICAP Trustee Company Limited
- x) The Company does not have any transactions with companies which are struck off.
- xi) The Company has been sanctioned working capital limits from banks and/or financial institutions during the year on the basis of security of current assets of the Company. The quarterly returns statements filed by the Company with such banks and financial institutions are in agreement with the books of accounts of the Company. In preparation of return, Trade payable included trade payable for material and goods in transit net of advances.

48 Share Based Compensation Plans

The Company offers equity-based award plans to its employees and officers through its parent (Vedanta Limited), Employee Share Ownership Plan ("ESOP").

During the year, share-based incentives under ESOP of Vedanta Limited are provided to the defined management group. The maximum value of shares that can be awarded to members of the defined management group is calculated by reference to the individual fixed salary and share-based remuneration consistent with local market practice. The scheme is both tenure and performance-based share schemes. The awards are indexed to and settled by Parent shares. The awards have a fixed exercise price denominated in Parent's functional currency (₹ 1 in case of Vedanta Limited), the performance period of each award is three years and is exercisable within a period of six months from the date of vesting beyond which the option will lapse.

Further, in accordance with the terms of the agreement between the Parent and the Company, the cost recognized towards the scheme is recovered by the parent from the Company.

Amount recovered by the parent and recognised by the company in the statement of profit and loss for the financial year ended March 31, 2026 is Rs 0.55 Crores (previous year 1.03 crores). The Company considers these amounts as not material and accordingly has not provided further disclosures. Additionally, the parent has recovered Rs 2.97 crores from the company in relation to the ESOPs scheme and the said amount has been adjusted against the retained earning under other equity as per IND AS 102.

(This space has been intentionally left blank)



MEENAKSHI ENERGY LIMITED

Notes forming part of the financial statements as at and for the year ended March 31, 2026

(All amounts in Rs crores unless otherwise stated)

49 Financial ratios are as follows:

| Particulars | Numerator | Denominator | As at | As at | Variance (%) | Reason for Variance |
|---|--|--|----------------|----------------|--------------|---|
| | | | March 31, 2026 | March 31, 2025 | | |
| Current ratio (in times) | Current assets | Current liabilities | 0.72 | 0.19 | 272% | Increase in current assets due to increase in inventories |
| Debt-equity ratio (in times) | Gross debt | Total equity | 0.18 | 0.19 | -4% | - |
| Debt service coverage ratio (in times) | Profit before exceptional items and tax - depreciation and amortisation expense - interest expense | Interest expense + principal payments of long term loans | 0.58 | -1.87 | -131% | Due to decrease in loss during the year |
| Return on equity ratio (%) | Net profit after tax | Average equity | -2.03% | -3.06% | -34% | Due to decrease in loss during the year |
| Inventory turnover ratio (in times) | Cost of Goods sold | Average inventory | 3.11 | 0.96 | 225% | Due to start of Operations, Increase in Revenue during the current year |
| Trade receivables turnover ratio (in times) | Revenue from operations | Average trade receivables | 1.92 | 2.00 | -4% | - |
| Trade payables turnover ratio (in times) | Total purchases | Average trade payables | 1.86 | 6.08 | -69% | Due to start of Operations, Increase in Revenue during the current year |
| Net capital turnover ratio (in times) | Revenue from operations | Current assets - Current liabilities | (3.85) | -0.22 | 1644% | Due to start of Operations, Increase in Revenue during the current year |
| Net profit ratio (%) | Net profit after tax before exceptional items | Revenue from operations | (0.07) | -1.26 | -94% | Due to start of Operations, Increase in Revenue during the current year |
| Return on capital employed (in times) | Earnings before income and taxes | Average capital employed | (0.01) | (0.05) | -90% | Due to decrease in loss during the year |
| Return on Investment (%) | Earnings before income and taxes | Total assets | -0.49% | -2.25% | -78% | Due to decrease in loss during the year & ICL converted to OCDS |

50 NCLT vide order dated September 15 2022 directed RP to handover the possession of the land admeasuring to an extent 40.23 acres situated in various Sy No's which was mistakenly allotted to the corporate debtor by Andhra Pradesh Industrial Infrastructure Corporation Ltd (APIICL) as mentioned in the order of Hon'ble High Court of Andhra Pradesh vide order dated November 18 2013. The legal department of Andhra Pradesh Industrial Infrastructure Corporation Ltd (APIICL) has also issued a letter dated June 08, 2020, directing the RP to release the land belonging to the applicants as the same are third party lands and do not form part of the moratorium. NCLT also opined that since the high court order was passed prior to initiation of CIRP the said land would not attract provisions of Sec 14 of the IBC Code. Further, NCLT directed Resolution professional that he, at his liberty, approach Andhra Pradesh Industrial Infrastructure Corporation Ltd (APIICL) for either allotment of similarly land of equivalent value or to pay the Corporate debtor the entire amount spent by Corporate debtor. Accordingly, Resolution professional has written letter to APIIC providing his concurrence to release the said land as per the High Court Directions vide communications dated September 28, 2022, October 06, 2022, October 11, 2022 and November 30, 2022. However, we were informed that approval and directions for handover of the subject Lands was yet to be received from the Vijayawada head office and response from APIICL is awaited in this regard. Further, the resolution professional had requested APIIC to compensate the above land with an equivalent land. Response from APIIC is awaited in this regard.

51 Events after the Reporting Period (Subsequent Events)

Pursuant to the Board Meeting of Vedanta Limited held on 20 April 2026, the effective date of the Scheme of Demerger of Vedanta Limited has been approved as 1 May 2026. Consequently, the holding company of Meenakshi will change from Vedanta Limited to Talwandi Sabo Power Limited from effective date i.e. 1 May 2026. This event has occurred after the reporting period and is considered a non-adjusting subsequent event in accordance with Ind AS 10. Accordingly, no adjustments have been made to these financial statements and the same has been disclosed as a subsequent event.

52 Audit Trail

The Company has used accounting software for maintaining its books of account which has a feature of recording audit trail (edit log) facility and the same has operated throughout the year for all relevant transactions recorded in the software. Preservation of Audit Trail is done by the company with effect from 01 July, 2024.

53 Previous year's figures

Figures of the previous year are reclassified/regrouped wherever necessary, to confirm to those of the current year presentation. The impact of such reclassification/regrouping is not material to the Financial Statements.


As per our report of even date

For Haribhakti & Co. LLP
Chartered Accountants
ICAI Firm Registration No. 103523W/W100048


Deepak Kabra
Partner
Membership No.: 133472

Place: Mumbai
Date: 23rd of April, 2026




For and on behalf of the Board of Directors
Rajinder Singh Ahuja
Director
DIN :- 11047070


Mr. Bina Raphael
Director
DIN :- 11472840



Place: Nellore
Date: 23rd of April, 2026

Place: Nellore
Date: 23rd of April, 2026